

LEGEND

- PROPOSED TAMWORTH MENTAL HEALTH UNIT BUILDING
- PROPOSED CARPARK A - ZONE 4 (SOUTH)
- PROPOSED CARPARK A - ZONE 3 (ROAD)
- PROPOSED CARPARK B - NORTH WEST ZONE 2
- PROPOSED CARPARK D - NORTH EAST ZONE 1

NOTES

THIS DRAWING IS FOR SITE CONTEXT INFORMATION & IS NOT AN AUDIT OF EXISTING AS BUILT CONDITIONS OTHER THAN THOSE ALLOCATED IN THIS SCOPE OF WORKS PER LEGEND SHOWN ABOVE

ALL REDUCED LEVELS INDICATED ARE NOMINAL LEVELS & ARE TO BE CONFIRMED COORDINATED WITH CIVIL ENGINEER'S DOCUMENTATION AND AGAINST SURVEY INFORMATION. GRADIENTS WITHIN CARPARK TO COMPLY WITH AS2890.1 & AS2890.6

NOTE: SURVEY INFORMATION INDICATED HAS BEEN PROVIDED BY OTHERS. SURVEYS HAVE BEEN PRODUCED USING BOTH GD94 & GD2020. ALL SETOUTS TO BE VERIFIED ON SITE PRIOR TO ANY CONSTRUCTION

REFER TO CIVIL ENGINEER'S DOCUMENTS FOR FALLS TO EXISTING & NEW DRAINAGE PITS/OUTLETS & OSD/TREATMENT CHAMBERS

ARCHITECTURAL DRAWINGS TO BE READ IN CONJUNCTION WITH CIVIL & SERVICES ENGINEER'S DOCUMENTATION

KEY PLAN

REV	DESCRIPTION	DRN	DATE
A	REF - DRAFT ISSUE 2	DP	11/11/2022
B	REF ISSUE	DP	02/12/2022
C	REF ISSUE	DP	10/02/2023
D	REF ISSUE	DP	13/02/2023
E	REF ISSUE	DP	15/02/2023
F	REF ISSUE	DP	06/07/2023
G	REF ISSUE	DP	20/07/2023
H	REF ISSUE	DP	06/09/2023

COPYRIGHT

ALL RIGHTS RESERVED. THIS WORK IS COPYRIGHTED AND CANNOT BE REPRODUCED OR COPIED IN ANY FORM OR BY ANY MEANS (GRAPHIC, ELECTRONIC OR MECHANICAL INCLUDING PHOTOCOPIING) WITHOUT THE WRITTEN PERMISSION OF THE PRINCIPAL UNDER THE TERMS OF THE CONTRACT. ANY LICENCE EXPRESS OR IMPLIED, TO USE THE DOCUMENT FOR ANY PURPOSE WHATSOEVER IS RESTRICTED TO THE TERMS OF THE AGREEMENT OR IMPLIED AGREEMENT WITH THE PRINCIPAL UNDER THE TERMS OF THE CONTRACT.

DIMENSIONS

USE FIGURED DIMENSIONS, DO NOT SCALE. CONTRACTORS MUST VERIFY ALL DIMENSIONS ON THE SITE BEFORE COMMENCING ANY WORK OR MAKING ANY SHOP DRAWING WHICH MUST BE SUBMITTED AND REVIEWED BEFORE MANUFACTURE.

FIXTURES, FITTINGS & EQUIPMENT SPECIFICATIONS

SUBSTITUTE FF&E EQUIPMENT SPECIFICATIONS

THE FIT-OUT DESIGN AND DOCUMENTATION HAS BEEN COMPLETED ON THE BASIS OF FF&E AND EQUIPMENT ADVISED TO THIS OFFICE AT THE TIME OF BRIEFING THE DESIGN. THE DESIGN PROVISIONS FOR FF&E AND EQUIPMENT INCORPORATES SPATIAL ALLOCATIONS, SERVICING, LOADING AND ACCESS CLEARANCES AND WHERE APPROPRIATE SERVICES REQUIREMENTS, HAVING DUE REGARD FOR SURROUNDING FIXTURES AND FITTINGS. IT SHOULD BE NOTED THAT SUBSTITUTE FF&E OR EQUIPMENT WITH ALTERNATE SPECIFICATIONS SHOULD NOT BE PROCURED PRIOR TO VALIDATING THOSE SPECIFICATIONS AGAINST THE ITEM CONTROL SCHEDULE AND DESIGN PROVISIONS IN THE MODEL. THIS OFFICE ACCEPTS NO RESPONSIBILITY FOR THE PROCUREMENT OF SUBSTITUTE FF&E AND EQUIPMENT WHICH HAS NOT BEEN REVIEWED AND VALIDATED AGAINST THE ORIGINAL DESIGN PROVISIONS.

SERVICE POINTS DISCLAIMER

THE SERVICE POINTS IDENTIFIED ON THESE DRAWINGS HAVE BEEN OVERLAYED FROM THE BUILDING SERVICES ENGINEERING MODEL AND ARE PROVIDED FOR INFORMATION AND SET-OUT PURPOSES ONLY. WE HAVE BEEN ADVISED BY THE SERVICES ENGINEERS THAT THE POINTS REPRESENTED ON THESE DRAWINGS ARE CORRECT AT THE TIME OF PUBLICATION. THIS OFFICE DOES NOT WARRANT THE ACCURACY OF THIS DATA. REFER TO THE BUILDING SERVICES ENGINEERING DOCUMENTATION FOR THE INSTALLATION OF THE SERVICES POINTS, AND THE INTERFACE BETWEEN THE SERVICES POINTS AND THE RESPECTIVE ENGINEERING SYSTEMS.

ISSUED FOR INFORMATION

ARCHITECTS

ABN: 21 134 476 065
 PELAOO COMPLEX, BUILDING 3, LEVEL 2
 21-31 GOODWOOD ST, RICHMOND VIC 3121, AUSTRALIA
 PH: (03) 9885 2333
 THIS ARCHITECTURAL DESIGN IS THE COPYRIGHT OF SILVER THOMAS HANLEY (AUS) PTY LTD ABN 21 134 476 065 AND SHALL NOT BE REPRODUCED WITHOUT THEIR WRITTEN PERMISSION

CLIENT

Hunter New England Local Health District

TAMWORTH MENTAL HEALTH UNIT

Dean Street Tamworth NSW

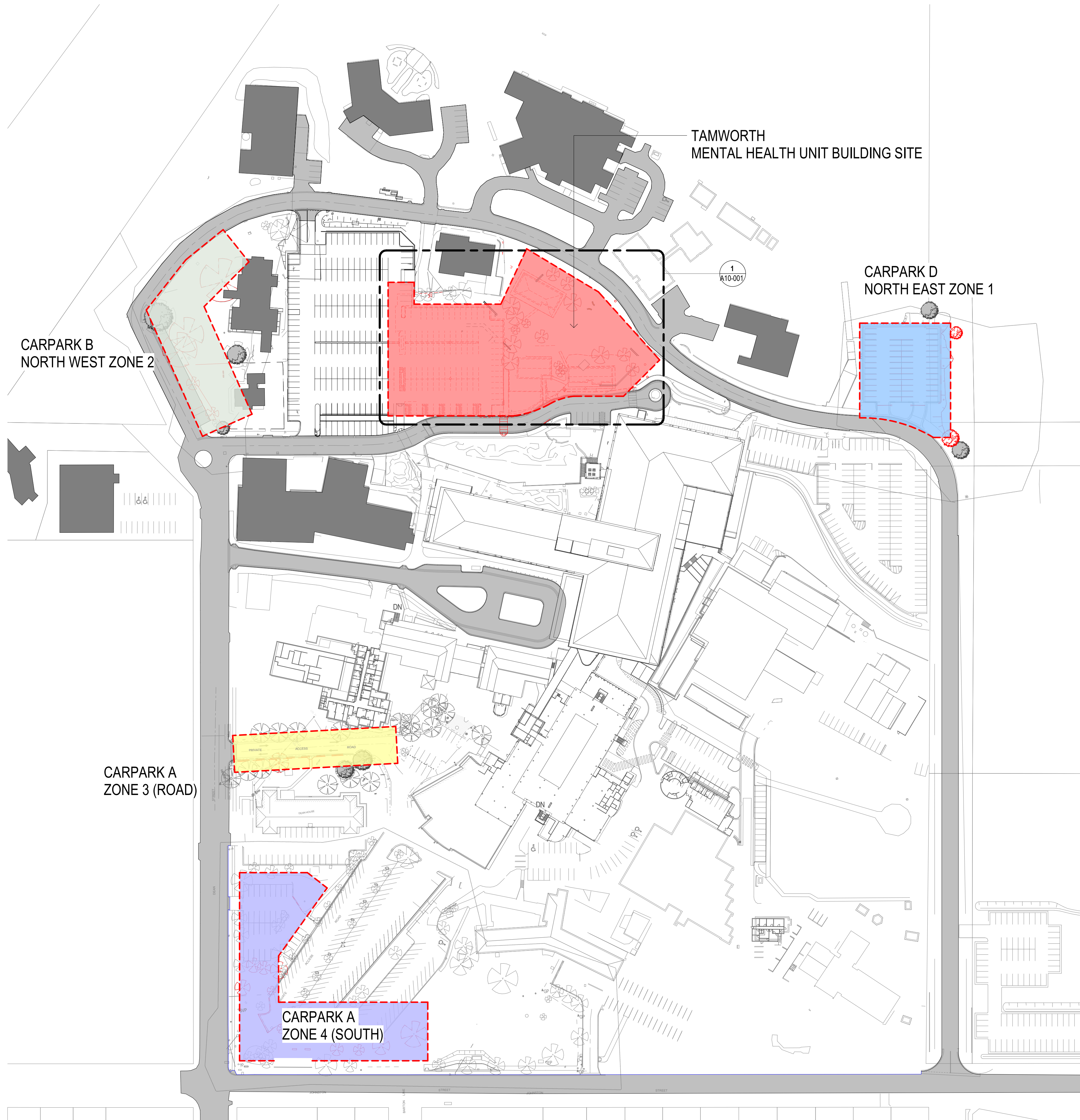
DRAWING TITLE

SITE PLAN - PROPOSED OVERALL - REF

SCALE: As indicated@A1 DATE: 11/09/22 DRAWN BY: Author CHECKED: Checker

PROJECT No: 10500.1 DRAWING No: A01-002 REVISION: H

A:\asdas\Docs\10500.01_Tamworth Mental Health Unit\THMU_BUILDING_A022.rvt



LEGEND

- ITEMS TO BE REMOVED & OR DEMOLISHED
- (Red hatched circle) TREES / SHRUBS TO BE DEMOLISHED
- (Grey circle) EXISTING TREES TO BE RETAINED. TREES WITHIN WORK SITE ZONES TO BE PROTECTED DURING DEMOLITION & CONSTRUCTION WORKS
- (Red) TAMWORTH MENTAL HEALTH UNIT BUILDING SITE
- (Blue) CARPARK A ZONE 4 (SOUTH)
- (Yellow) CARPARK A ZONE 3 (ROAD)
- (Green) CARPARK B NORTH WEST ZONE 2
- (Blue) CARPARK D NORTH EAST ZONE 1

NOTES

TAMWORTH MENTAL HEALTH UNIT BUILDING & CARPARK ZONES 1, 2, 3 & 4 AS LABELLED ON THIS DRAWING ARE ONLY PART OF THIS SCOPE

THIS DRAWING IS FOR SITE CONTEXT INFORMATION & IS NOT AN AUDIT OF EXISTING AS BUILT CONDITIONS OTHER THAN THOSE ALLOCATED IN THIS SCOPE OF WORKS

STAGING OF DEMOLITION WORKS TO BE CONFIRMED

ARCHITECTURAL DRAWINGS TO BE READ IN CONJUNCTION WITH CIVIL & SERVICES ENGINEER'S DOCUMENTATION

FOR EXISTING SERVICES ITEMS - REFER TO UTILITY MAPPING SURVEY INFORMATION & ALSO CIVIL & SERVICES ENGINEER'S DOCUMENTS

NOTE: SURVEY INFORMATION INDICATED HAS BEEN USING BOTH GDA84 & GDA2020. ALL SETOUTS TO BE VERIFIED ON SITE PRIOR TO ANY CONSTRUCTION

CAP-OFF & OR DIVERT, REMOVE ALL EXISTING SERVICES WHERE AFFECTED BY DEMOLITION WORKS - REFER TO SERVICES ENGINEER'S DOCUMENTATION

CONTRACTOR TO MANAGE DRAINAGE OVERFLOW PATH. REFER TO CIVIL DOCUMENTS FOR SEDIMENT AND EROSION CONTROL

ANY TREE REMOVAL OR WORKS NEAR TREES TO BE RETAINED REQUIRES TO BE SUPPORTED BY AN ABORIGINAL IMPACT ASSESSMENT.

TREES TO BE RETAINED WITHIN THE CONSTRUCTION ZONE ARE TO BE PROTECTED DURING DEMOLITION CONSTRUCTION WORKS. REFER TO ARBORIST REPORT

REQUIREMENT FOR REPLACING TREES THAT ARE BEING REMOVED TO BE ADVISED BY THE REF REQUIREMENTS - ARBORIST

KEY PLAN

REV	DESCRIPTION	DRN	DATE
A	REF - DRAFT ISSUE 2	DP	11/11/2022
B	REF ISSUE	DP	02/12/2022
C	REF ISSUE	DP	10/02/2023
D	REF ISSUE	DP	15/02/2023
E	REF ISSUE	DP	06/07/2023
F	REF ISSUE	DP	20/07/2023
G	REF ISSUE	DP	08/09/2023

COPYRIGHT

ALL RIGHTS RESERVED. THIS WORK IS COPYRIGHT AND CANNOT BE REPRODUCED OR COPIED IN ANY FORM OR BY ANY MEANS (GRAPHIC, ELECTRONIC OR MECHANICAL INCLUDING PHOTOCOPIING) WITHOUT THE WRITTEN PERMISSION OF THE PRINCIPAL UNDER THE TERMS OF THE CONTRACT. ANY LICENCE EXPRESS OR IMPLIED, TO USE THE DOCUMENT FOR ANY PURPOSE WHATSOEVER IS RESTRICTED TO THE TERMS OF THE AGREEMENT OR IMPLIED AGREEMENT WITH THE PRINCIPAL UNDER THE TERMS OF THE CONTRACT.

DIMENSIONS

USE FIGURED DIMENSIONS, DO NOT SCALE. CONTRACTORS MUST VERIFY ALL DIMENSIONS ON THE SITE BEFORE COMMENCING ANY WORK OR MAKING ANY SHOP DRAWING WHICH MUST BE SUBMITTED AND REVIEWED BEFORE MANUFACTURE.

FIXTURES, FITTINGS & EQUIPMENT SPECIFICATIONS

SUBSTITUTE FF&E EQUIPMENT SPECIFICATIONS


THE FIT-OUT DESIGN AND DOCUMENTATION HAS BEEN COMPLETED ON THE BASIS OF FF&E AND EQUIPMENT ADVISED TO THIS OFFICE AT THE TIME OF BRIEFING THE DESIGN. THE DESIGN PROVISIONS FOR FF&E AND EQUIPMENT INCORPORATES SPATIAL ALLOCATIONS, SERVICING, LOADING AND ACCESS CLEARANCES AND WHERE APPROPRIATE SERVICES REQUIREMENTS, HAVING DUE REGARD FOR SURROUNDING FIXTURES AND FITTINGS. IT SHOULD BE NOTED THAT SUBSTITUTE FF&E OR EQUIPMENT WITH ALTERNATE SPECIFICATIONS SHOULD NOT BE PROCURED PRIOR TO VALIDATING THOSE SPECIFICATIONS AGAINST THE ITEM CONTROL, SCHEDULE AND DESIGN PROVISIONS IN THE MODEL. THIS OFFICE ACCEPTS NO RESPONSIBILITY FOR THE PROCUREMENT OF SUBSTITUTE FF&E AND EQUIPMENT WHICH HAS NOT BEEN REVIEWED AND VALIDATED AGAINST THE ORIGINAL DESIGN PROVISIONS.

SERVICE POINTS DISCLAIMER

THE SERVICE POINTS IDENTIFIED ON THESE DRAWINGS HAVE BEEN OVERLAYED FROM THE BUILDING SERVICES ENGINEERING MODEL AND ARE PROVIDED FOR INFORMATION AND SET-OUT PURPOSES ONLY. WE HAVE BEEN ADVISED BY THE SERVICES ENGINEERS THAT THE POINTS REPRESENTED ON THESE DRAWINGS ARE CORRECT AT THE TIME OF PUBLICATION. THIS OFFICE DOES NOT WARRANT THE ACCURACY OF THIS DATA. REFER TO THE BUILDING SERVICES ENGINEERING DOCUMENTATION FOR THE INSTALLATION OF THE SERVICES POINTS, AND THE INTERFACE BETWEEN THE SERVICES POINTS AND THE RESPECTIVE ENGINEERING SYSTEMS.

ISSUED FOR INFORMATION

ARCHITECTS



ABN: 21 134 476 065
 PELAOO COMPLEX, BUILDING 3, LEVEL 2
 21-31 GOODWOOD ST, RICHMOND VIC 3121, AUSTRALIA
 PH: (03) 9885 2333
 THIS ARCHITECTURAL DESIGN IS THE COPYRIGHT OF
 SILVER THOMAS HANLEY (AUS) PTY LTD ABN 21 134 476 065
 AND SHALL NOT BE REPRODUCED WITHOUT THEIR WRITTEN PERMISSION

CLIENT

Hunter New England Local Health District



PROJECT

TAMWORTH MENTAL HEALTH UNIT

Dean Street Tamworth NSW

DRAWING TITLE

SITE PLAN - DEMOLITION OVERALL - REF

SCALE	DATE	DRAWN BY	CHECKED
As indicated@A1	11/09/22	Author	Checker
PROJECT No	DRAWING No	REVISION	
10500.1	A10-000		G

A:\asdas\Docs\110500.01_Tamworth Mental Health Unit\TMHU_BUILDING_A022.rvt



LEGEND

- BUILDING TO BE DEMOLISHED
- TREE PROPOSED TO BE DEMOLISHED

KEY PLAN

REV	DESCRIPTION	DRN	DATE
A	REF - DRAFT ISSUE	DP	04/11/2022
B	REF - DRAFT ISSUE 2	DP	11/11/2022
C	ISSUED FOR COORDINATION	DP	18/11/2022
D	ISSUED FOR COORDINATION/PRICING	DP	01/12/2022
E	REF ISSUE	DP	02/12/2022
F	SD REPORT ISSUE	DP	16/12/2022
G	REF ISSUE	DP	24/01/2023
H	REF ISSUE	DP	10/02/2023
J	REF ISSUE	DP	15/02/2023
K	DRAFT ISSUE FOR REVIEW/COORDINATION	DP	24/02/2023
L	REF ISSUE	DP	10/03/2023
M	DRAFT DD ISSUED FOR COORDINATION	DP	21/04/2023
N	ISSUE FOR TENDER	DP	05/05/2023
P	REF ISSUE	DP	06/07/2023
Q	REF ISSUE	DP	08/09/2023

COPYRIGHT
 ALL RIGHTS RESERVED. THIS WORK IS COPYRIGHT AND CANNOT BE REPRODUCED OR COPIED IN ANY FORM OR BY ANY MEANS (GRAPHIC, ELECTRONIC OR MECHANICAL INCLUDING PHOTOCOPIING) WITHOUT THE WRITTEN PERMISSION OF THE PRINCIPAL UNDER THE TERMS OF THE CONTRACT. ANY LICENCE EXPRESS OR IMPLIED, TO USE THE DOCUMENT FOR ANY PURPOSE WHATSOEVER IS RESTRICTED TO THE TERMS OF THE AGREEMENT OR IMPLIED AGREEMENT WITH THE PRINCIPAL UNDER THE TERMS OF THE CONTRACT.

DIMENSIONS
 USE FIGURED DIMENSIONS, DO NOT SCALE. CONTRACTORS MUST VERIFY ALL DIMENSIONS ON THE SITE BEFORE COMMENCING ANY WORK OR MAKING ANY SHOP DRAWING WHICH MUST BE SUBMITTED AND REVIEWED BEFORE MANUFACTURE.

FIXTURES, FITTINGS & EQUIPMENT SPECIFICATIONS
 SUBSTITUTE FF&E EQUIPMENT SPECIFICATIONS
 THE FIT-OUT DESIGN AND DOCUMENTATION HAS BEEN COMPLETED ON THE BASIS OF FF&E AND EQUIPMENT ADVISED TO THIS OFFICE AT THE TIME OF BRIEFING THE DESIGN. THE DESIGN PROVISIONS FOR FF&E AND EQUIPMENT INCORPORATES SPATIAL ALLOCATIONS, SERVICING, LOADING AND ACCESS CLEARANCES AND WHERE APPROPRIATE SERVICES REQUIREMENTS, HAVING DUE REGARD FOR SURROUNDING FIXTURES AND FITTINGS. IT SHOULD BE NOTED THAT SUBSTITUTE FF&E OR EQUIPMENT WITH ALTERNATE SPECIFICATIONS SHOULD NOT BE PROCURED PRIOR TO VALIDATING THOSE SPECIFICATIONS AGAINST THE ITEM CONTROL SCHEDULE AND DESIGN PROVISIONS IN THE MODEL. THIS OFFICE ACCEPTS NO RESPONSIBILITY FOR THE PROCUREMENT OF SUBSTITUTE FF&E AND EQUIPMENT WHICH HAS NOT BEEN REVIEWED AND VALIDATED AGAINST THE ORIGINAL DESIGN PROVISIONS.

SERVICE POINTS DISCLAIMER
 THE SERVICE POINTS IDENTIFIED ON THESE DRAWINGS HAVE BEEN OVERLAYED FROM THE BUILDING SERVICES ENGINEERING MODEL, AND ARE PROVIDED FOR INFORMATION AND SET-OUT PURPOSES ONLY. WE HAVE BEEN ADVISED BY THE SERVICES ENGINEERS THAT THE POINTS REPRESENTED ON THESE DRAWINGS ARE CORRECT AT THE TIME OF PUBLICATION. THIS OFFICE DOES NOT WARRANT THE ACCURACY OF THIS DATA. REFER TO THE BUILDING SERVICES ENGINEERING DOCUMENTATION FOR THE INSTALLATION OF THE SERVICES POINTS, AND THE INTERFACE BETWEEN THE SERVICES POINTS AND THE RESPECTIVE ENGINEERING SYSTEMS.

ISSUE FOR TENDER

ARCHITECTS

STH

ABN: 21 134 476 065
 PELAOO COMPLEX, BUILDING 3, LEVEL 2
 21-31 GOODWOOD ST, RICHMOND VIC 3121, AUSTRALIA
 PH: (03) 9885 2333
 THIS ARCHITECTURAL DESIGN IS THE COPYRIGHT OF SILVER THOMAS HANLEY (AUS) PTY LTD ABN 21 134 476 065 AND SHALL NOT BE REPRODUCED WITHOUT THEIR WRITTEN PERMISSION

CLIENT

Hunter New England Local Health District

NSW Health Infrastructure
 GOVERNMENT PROJECT

TAMWORTH MENTAL HEALTH UNIT
 Dean Street Tamworth NSW

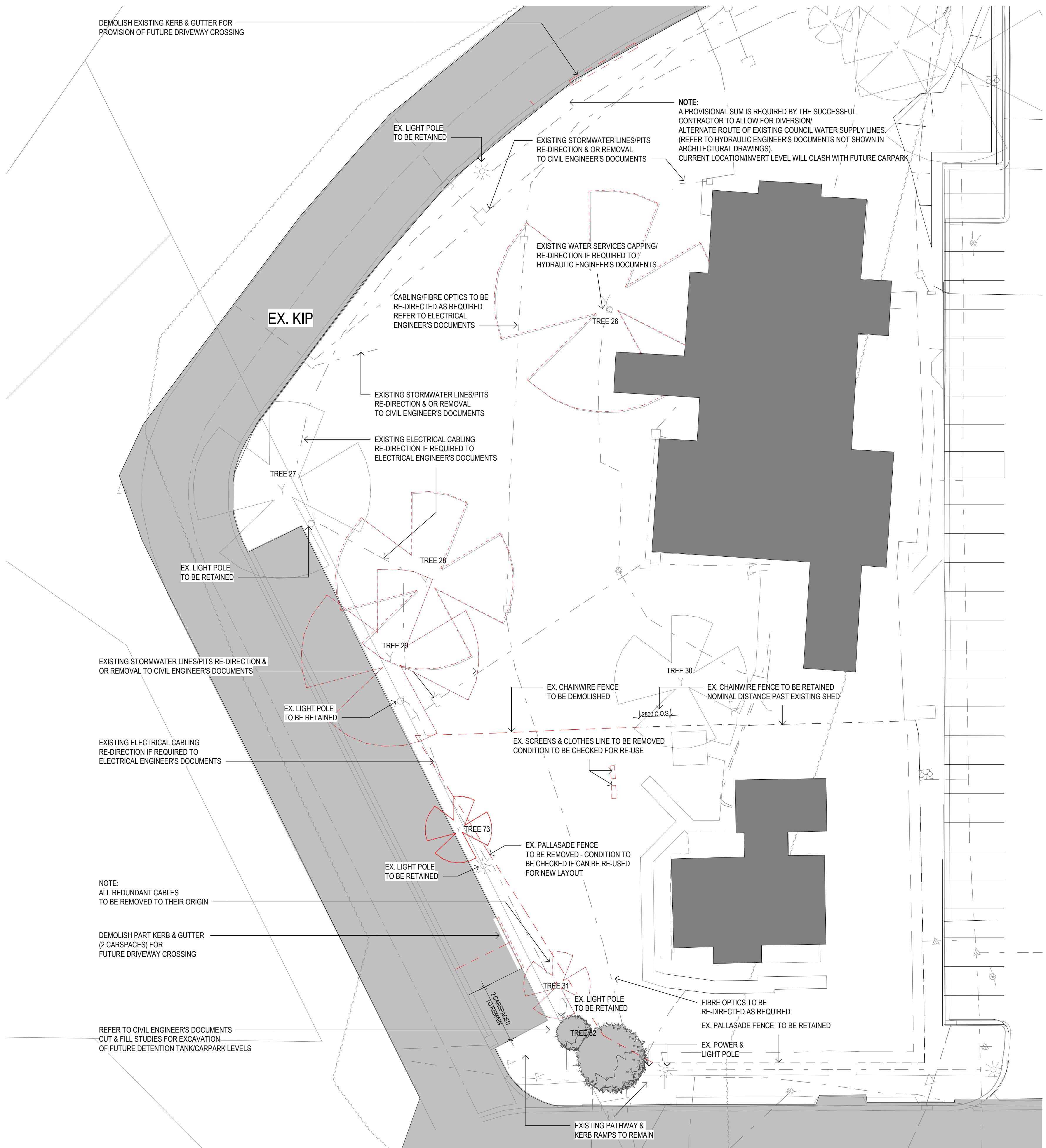
DRAWING TITLE

DEMOLITION PLAN

SCALE: 1:500@A1 DATE: 12/18/21 DRAWN BY: AB CHECKED: EM

PROJECT No: 10500.1 A10-001 DRAWING No: REVISION: Q

A:\asdas\Docs\110500.01_Tamworth Mental Health Unit\THU_BLDGING_A02.rvt



1 Site Plan - Demolition - Parking - CARPARK B ZONE 2
SCALE: 1:200

LEGEND

- ITEMS TO BE REMOVED & OR DEMOLISHED
- ⊗ TREES / SHRUBS TO BE DEMOLISHED
- EXISTING TREES TO BE RETAINED. TREES WITHIN WORK SITE ZONES TO BE PROTECTED DURING DEMOLITION & CONSTRUCTION WORKS

NOTES

THIS DRAWING IS FOR SITE CONTEXT INFORMATION & IS NOT AN AUDIT OF EXISTING BUILT CONDITIONS OTHER THAN THOSE ALLOCATED IN THIS SCOPE OF WORKS

ARCHITECTURAL DRAWINGS TO BE READ IN CONJUNCTION WITH CIVIL & SERVICES ENGINEER'S DOCUMENTATION

FOR EXISTING SERVICES ITEMS - REFER TO UTILITY MAPPING SURVEY INFORMATION & ALSO CIVIL & SERVICES ENGINEER'S DOCUMENTS

NOTE: SURVEY INFORMATION INDICATED HAS BEEN PROVIDED BY OTHERS. SURVEYS HAVE BEEN PRODUCED USING BOTH GD94 & GDA2020. ALL SETOUTS TO BE VERIFIED ON SITE PRIOR TO ANY CONSTRUCTION

CAP-OFF & OR DIVERT. REMOVE ALL EXISTING SERVICES WHERE AFFECTED BY DEMOLITION WORKS - REFER TO SERVICES ENGINEER'S DOCUMENTATION

CONTRACTOR TO MANAGE DRAINAGE OVERFLOW PATH. REFER TO CIVIL DOCUMENTS FOR SEDIMENT AND EROSION CONTROL

ANY TREE REMOVAL OR WORKS NEAR TREES TO BE RETAINED REQUIRES TO BE SUPPORTED BY AN ABORIGINAL IMPACT ASSESSMENT. TREES TO BE RETAINED WITHIN THE CONSTRUCTION ZONE ARE TO BE PROTECTED DURING DEMOLITION/CONSTRUCTION WORKS. REFER TO ARBORIST REPORT. TREE NUMBERS INDICATED ARE TO BE VERIFIED AGAINST THE ARBORIST REPORT PRIOR TO ANY REMOVAL/RETAINING.

REQUIREMENT FOR REPLACING TREES THAT ARE BEING REMOVED TO BE ADVISED BY THE REF REQUIREMENTS - ARBORIST

COPYRIGHT

ALL RIGHTS RESERVED. THIS WORK IS COPYRIGHT AND CANNOT BE REPRODUCED OR COPIED IN ANY FORM OR BY ANY MEANS (GRAPHIC, ELECTRONIC OR MECHANICAL INCLUDING PHOTOCOPIING) WITHOUT THE WRITTEN PERMISSION OF THE PRINCIPAL UNDER THE TERMS OF THE CONTRACT. ANY LICENCE EXPRESS OR IMPLIED, TO USE THE DOCUMENT FOR ANY PURPOSE WHATSOEVER IS RESTRICTED TO THE TERMS OF THE AGREEMENT OR IMPLIED AGREEMENT WITH THE PRINCIPAL UNDER THE TERMS OF THE CONTRACT.

DIMENSIONS

USE FIGURED DIMENSIONS, DO NOT SCALE. CONTRACTORS MUST VERIFY ALL DIMENSIONS ON THE SITE BEFORE COMMENCING ANY WORK OR MAKING ANY SHOP DRAWING WHICH MUST BE SUBMITTED AND REVIEWED BEFORE MANUFACTURE.

FIXTURES, FITTINGS & EQUIPMENT SPECIFICATIONS

SUBSTITUTE FF&E EQUIPMENT SPECIFICATIONS
THE FIT-OUT DESIGN AND DOCUMENTATION HAS BEEN COMPLETED ON THE BASIS OF FF&E AND EQUIPMENT ADVISED TO THIS OFFICE AT THE TIME OF BRIEFING THE DESIGN. THE DESIGN PROVISIONS FOR FF&E AND EQUIPMENT INCORPORATES SPATIAL ALLOCATIONS, SERVICING, LOADING AND ACCESS CLEARANCES AND WHERE APPROPRIATE SERVICES REQUIREMENTS, HAVING DUE REGARD FOR SURROUNDING FIXTURES AND FITTINGS. IT SHOULD BE NOTED THAT SUBSTITUTE FF&E OR EQUIPMENT WITH ALTERNATE SPECIFICATIONS SHOULD NOT BE PROCURED PRIOR TO VALIDATING THOSE SPECIFICATIONS AGAINST THE ITEM CONTROL SCHEDULE AND DESIGN PROVISIONS IN THE MODEL. THIS OFFICE ACCEPTS NO RESPONSIBILITY FOR THE PROCUREMENT OF SUBSTITUTE FF&E AND EQUIPMENT WHICH HAS NOT BEEN REVIEWED AND VALIDATED AGAINST THE ORIGINAL DESIGN PROVISIONS.

SERVICE POINTS DISCLAIMER

THE SERVICE POINTS IDENTIFIED ON THESE DRAWINGS HAVE BEEN OVERLAYED FROM THE BUILDING SERVICES ENGINEERING MODEL AND ARE PROVIDED FOR INFORMATION AND SET-OUT PURPOSES ONLY. WE HAVE BEEN ADVISED BY THE SERVICES ENGINEERS THAT THE POINTS REPRESENTED ON THESE DRAWINGS ARE CORRECT AT THE TIME OF PUBLICATION. THIS OFFICE DOES NOT WARRANT THE ACCURACY OF THIS DATA. REFER TO THE BUILDING SERVICES ENGINEERING DOCUMENTATION FOR THE INSTALLATION OF THE SERVICES POINTS, AND THE INTERFACE BETWEEN THE SERVICES POINTS AND THE RESPECTIVE ENGINEERING SYSTEMS.

FOR CONSTRUCTION

ARCHITECTS

ABN: 21 134 476 065
21-31 GOODWOOD ST, RICHMOND VIC 3121, AUSTRALIA
PH: (03) 9885 2333
THIS ARCHITECTURAL DESIGN IS THE COPYRIGHT OF SILVER THOMAS HANLEY (AUS) PTY LTD ABN 21 134 476 065 AND SHALL NOT BE REPRODUCED WITHOUT THEIR WRITTEN PERMISSION

CLIENT

Hunter New England Local Health District

PROJECT

TAMWORTH MENTAL HEALTH UNIT

Dean Street Tamworth NSW

DRAWING TITLE

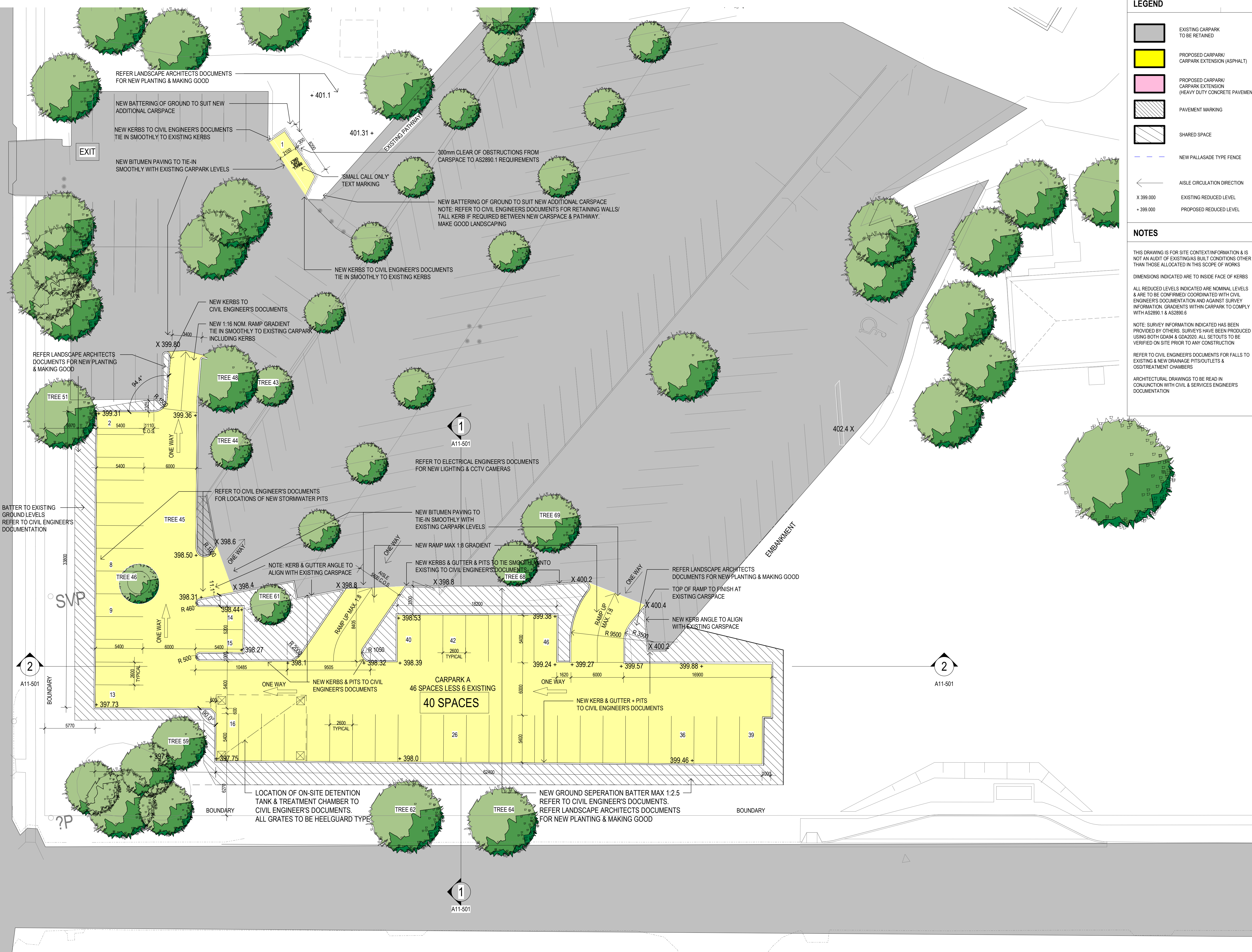
**EARLY WORKS
CARPARK DEMOLITION PLAN
NORTH WEST CARPARK B
ZONE 2**

SCALE: 1:200@A1 DATE: 10/17/22 DRAWN BY: DP CHECKED: Checker

PROJECT No: 10500.1 DRAWING No: A11-204 REVISION: N

KEY PLAN

REV	DESCRIPTION	DRN	DATE
A	DRAFT ISSUE	DP	21/10/2022
B	FINAL DRAFT ISSUE	DP	10/11/2022
C	REF - DRAFT ISSUE 2	DP	11/11/2022
D	ISSUED FOR COORDINATION	DP	23/11/2022
E	REF ISSUE	DP	02/12/2022
F	ISSUE FOR TENDER	DP	14/12/2022
G	TENDER ADDENDUM ISSUE	DP	13/01/2023
H	REF ISSUE	DP	10/02/2023
J	REF ISSUE	DP	15/02/2023
K	REF ISSUE	DP	21/02/2023
L	ISSUED FOR COORDINATION	DP	19/04/2023
I	ISSUED FOR CONSTRUCTION	DP	08/05/2023
M	REF ISSUE	DP	05/07/2023
N	REF ISSUE	DP	08/09/2023



LEGEND

- EXISTING CARPARK TO BE RETAINED
- PROPOSED CARPARK/ CARPARK EXTENSION (ASPHALT)
- PROPOSED CARPARK/ CARPARK EXTENSION (HEAVY DUTY CONCRETE PAVEMENT)
- PAVEMENT MARKING
- SHARED SPACE
- NEW PALLASADE TYPE FENCE
- AILSE CIRCULATION DIRECTION
- X 399.000 EXISTING REDUCED LEVEL
- + 399.000 PROPOSED REDUCED LEVEL

NOTES

THIS DRAWING IS FOR SITE CONTEXT/INFORMATION & IS NOT AN AUDIT OF EXISTING/BUILT CONDITIONS OTHER THAN THOSE ALLOCATED IN THIS SCOPE OF WORKS

DIMENSIONS INDICATED ARE TO INSIDE FACE OF KERBS

ALL REDUCED LEVELS INDICATED ARE NOMINAL LEVELS & ARE TO BE CONFIRMED/ COORDINATED WITH CIVIL ENGINEER'S DOCUMENTATION AND AGAINST SURVEY INFORMATION. GRADIENTS WITHIN CARPARK TO COMPLY WITH AS2890.1 & AS2890.6

NOTE: SURVEY INFORMATION INDICATED HAS BEEN PROVIDED BY OTHERS. SURVEYS HAVE BEEN PRODUCED USING BOTH GDA84 & GDA2020. ALL SETOUTS TO BE VERIFIED ON SITE PRIOR TO ANY CONSTRUCTION

ARCHITECTURAL DRAWINGS TO BE READ IN CONJUNCTION WITH CIVIL & SERVICES ENGINEER'S DOCUMENTATION

KEY PLAN

REV	DESCRIPTION	DRN	DATE
A	DRAFT ISSUE	DP	21/10/2022
B	FINAL DRAFT ISSUE	DP	10/11/2022
C	REF - DRAFT ISSUE 2	DP	11/11/2022
D	ISSUED FOR COORDINATION	DP	23/11/2022
E	REF ISSUE	DP	02/12/2022
F	ISSUE FOR TENDER	DP	14/12/2022
G	TENDER ADDENDUM ISSUE	DP	13/01/2023
H	REF ISSUE	DP	10/02/2023
J	REF ISSUE	DP	15/02/2023
K	REF ISSUE	DP	21/02/2023
L	ISSUED FOR CONSTRUCTION	DP	03/04/2023
M	ISSUED FOR COORDINATION	DP	27/04/2023
T	ISSUED FOR CONSTRUCTION	DP	08/05/2023
N	REF ISSUE	DP	06/07/2023
P	REF ISSUE	DP	20/07/2023
Q	REF ISSUE	DP	08/09/2023

COPYRIGHT

ALL RIGHTS RESERVED. THIS WORK IS COPYRIGHT AND CANNOT BE REPRODUCED OR COPIED IN ANY FORM OR BY ANY MEANS (GRAPHIC, ELECTRONIC OR MECHANICAL INCLUDING PHOTOCOPIING) WITHOUT THE WRITTEN PERMISSION OF THE PRINCIPAL UNDER THE TERMS OF THE CONTRACT. ANY LICENCE EXPRESS OR IMPLIED, TO USE THE DOCUMENT FOR ANY PURPOSE WHATSOEVER IS RESTRICTED TO THE TERMS OF THE AGREEMENT OR IMPLIED AGREEMENT WITH THE PRINCIPAL UNDER THE TERMS OF THE CONTRACT.

DIMENSIONS

USE FIGURED DIMENSIONS, DO NOT SCALE. CONTRACTORS MUST VERIFY ALL DIMENSIONS ON THE SITE BEFORE COMMENCING ANY WORK OR MAKING ANY SHOP DRAWING WHICH MUST BE SUBMITTED AND REVIEWED BEFORE MANUFACTURE.

FIXTURES, FITTINGS & EQUIPMENT SPECIFICATIONS

SUBSTITUTE FFAE EQUIPMENT SPECIFICATIONS

THE FIT-OUT DESIGN AND DOCUMENTATION HAS BEEN COMPLETED ON THE BASIS OF FFAE AND EQUIPMENT ADVISED TO THIS OFFICE AT THE TIME OF BRIEFING THE DESIGN. THE DESIGN PROVISIONS FOR FFAE AND EQUIPMENT INCORPORATES SPATIAL ALLOCATIONS, SERVICING, LOADING AND ACCESS CLEARANCES AND WHERE APPROPRIATE SERVICES REQUIREMENTS, HAVING DUE REGARD FOR SURROUNDING FIXTURES AND FITTINGS. IT SHOULD BE NOTED THAT SUBSTITUTE FFAE OR EQUIPMENT WITH ALTERNATE SPECIFICATIONS SHOULD NOT BE PROCURED PRIOR TO VALIDATING THOSE SPECIFICATIONS AGAINST THE ITEM CONTROL SCHEDULE AND DESIGN PROVISIONS IN THE MODEL. THIS OFFICE ACCEPTS NO RESPONSIBILITY FOR THE PROCUREMENT OF SUBSTITUTE FFAE AND EQUIPMENT WHICH HAS NOT BEEN REVIEWED AND VALIDATED AGAINST THE ORIGINAL DESIGN PROVISIONS.

SERVICE POINTS DISCLAIMER

THE SERVICE POINTS IDENTIFIED ON THESE DRAWINGS HAVE BEEN OVERLAYED FROM THE BUILDING SERVICES ENGINEERING MODEL, AND ARE PROVIDED FOR INFORMATION AND SET-OUT PURPOSES ONLY. WE HAVE BEEN ADVISED BY THE SERVICES ENGINEERS THAT THE POINTS REPRESENTED ON THESE DRAWINGS ARE CORRECT AT THE TIME OF PUBLICATION. THIS OFFICE DOES NOT WARRANT THE ACCURACY OF THIS DATA. REFER TO THE BUILDING SERVICES ENGINEERING DOCUMENTATION FOR THE INSTALLATION OF THE SERVICES POINTS, AND THE INTERFACE BETWEEN THE SERVICES POINTS AND THE RESPECTIVE ENGINEERING SYSTEMS.

FOR CONSTRUCTION

ARCHITECTS

STH

ABN: 21 134 476 065
 PELAOO COMPLEX, BUILDING 3, LEVEL 2
 21-31 GOODWOOD ST, RICHMOND VIC 3121, AUSTRALIA
 PH: (03) 9885 2333
 THIS ARCHITECTURAL DESIGN IS THE COPYRIGHT OF
 SILVER THOMAS HANLEY (AUS) PTY LTD ABN 21 134 476 065
 AND SHALL NOT BE REPRODUCED WITHOUT THEIR WRITTEN PERMISSION

CLIENT

Hunter New England Local Health District

NSW GOVERNMENT Health Infrastructure

PROJECT

TAMWORTH MENTAL HEALTH UNIT

Dean Street Tamworth NSW

DRAWING TITLE

**EARLY WORKS
 CARPARK PLAN
 SOUTH WEST CARPARK A
 ZONE 4**

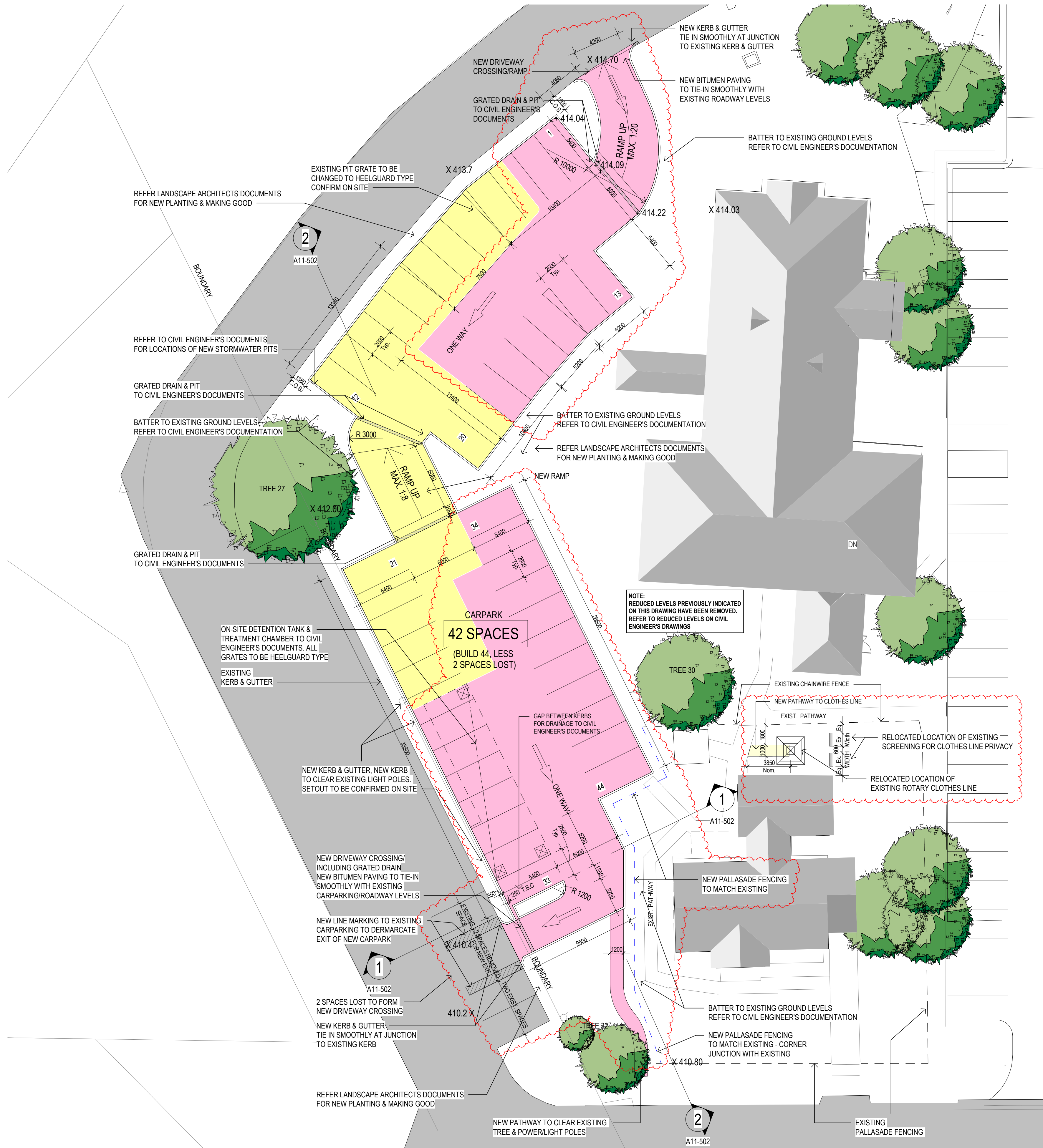
SCALE DATE DRAWN BY CHECKED
 1:200@A1 10/12/22 DP Checker

PROJECT No DRAWING No REVISION

10500.1 A11-411

1 Site Plan - South West Carpark A
 SCALE: 1:200

TAMHUBUILDING_A02_revised.rvt



LEGEND

- EXISTING CARPARK TO BE RETAINED
- PROPOSED CARPARK/ CARPARK EXTENSION (ASPHALT)
- PROPOSED CARPARK/ CARPARK EXTENSION (HEAVY DUTY CONCRETE PAVEMENT)
- PAVEMENT MARKING
- SHARED SPACE
- NEW PALLASADE TYPE FENCE
- ← AISLE CIRCULATION DIRECTION
- X 399.000 EXISTING REDUCED LEVEL
- + 399.000 PROPOSED REDUCED LEVEL

NOTES

THIS DRAWING IS FOR SITE CONTEXT/INFORMATION & IS NOT AN AUDIT OF EXISTING BUILT CONDITIONS OTHER THAN THOSE ALLOCATED IN THIS SCOPE OF WORKS

DIMENSIONS INDICATED ARE TO INSIDE FACE OF KERBS

ALL REDUCED LEVELS INDICATED ARE NOMINAL LEVELS & ARE TO BE CONFIRMED/ COORDINATED WITH CIVIL ENGINEER'S DOCUMENTATION AND AGAINST SURVEY INFORMATION. GRADIENTS WITHIN CARPARK TO COMPLY WITH AS2890.1 & AS2890.6

NOTE: SURVEY INFORMATION INDICATED HAS BEEN PROVIDED BY OTHERS. SURVEYS HAVE BEEN PRODUCED USING BOTH GDA94 & GDA2020. ALL SETOUTS TO BE VERIFIED ON SITE PRIOR TO ANY CONSTRUCTION

REFER TO CIVIL ENGINEER'S DOCUMENTS FOR FALLS TO EXISTING & NEW DRAINAGE PITS/OUTLETS & OSD/TREATMENT CHAMBERS

ARCHITECTURAL DRAWINGS TO BE READ IN CONJUNCTION WITH CIVIL & SERVICES ENGINEER'S DOCUMENTATION

KEY PLAN

REV	DESCRIPTION	DRN	DATE
A	DRAFT ISSUE	DP	21/10/2022
B	FINAL DRAFT ISSUE	DP	10/11/2022
C	REF - DRAFT ISSUE 2	DP	11/11/2022
D	ISSUED FOR COORDINATION	DP	23/11/2022
E	REF ISSUE	DP	02/12/2022
F	ISSUE FOR TENDER	DP	14/12/2022
G	TENDER ADDENDUM ISSUE	DP	13/01/2023
H	REF ISSUE	DP	10/02/2023
J	REF ISSUE	DP	15/02/2023
K	REF ISSUE	DP	21/02/2023
L	REF ISSUE	DP	10/03/2023
M	ISSUED FOR COORDINATION	DP	19/04/2023
T	ISSUED FOR CONSTRUCTION	DP	08/05/2023
N	REF ISSUE	DP	06/07/2023

COPYRIGHT

ALL RIGHTS RESERVED. THIS WORK IS COPYRIGHT AND CANNOT BE REPRODUCED OR COPIED IN ANY FORM OR BY ANY MEANS (GRAPHIC, ELECTRONIC OR MECHANICAL INCLUDING PHOTOCOPIING) WITHOUT THE WRITTEN PERMISSION OF THE PRINCIPAL UNDER THE TERMS OF THE CONTRACT. ANY LICENCE EXPRESS OR IMPLIED, TO USE THE DOCUMENT FOR ANY PURPOSE WHATSOEVER IS RESTRICTED TO THE TERMS OF THE AGREEMENT OR IMPLIED AGREEMENT WITH THE PRINCIPAL UNDER THE TERMS OF THE CONTRACT.

DIMENSIONS

USE FIGURED DIMENSIONS, DO NOT SCALE. CONTRACTORS MUST VERIFY ALL DIMENSIONS ON THE SITE BEFORE COMMENCING ANY WORK OR MAKING ANY SHOP DRAWING WHICH MUST BE SUBMITTED AND REVIEWED BEFORE MANUFACTURE.

FIXTURES, FITTINGS & EQUIPMENT SPECIFICATIONS

SUBSTITUTE FF&E EQUIPMENT SPECIFICATIONS

THE FIT-OUT DESIGN AND DOCUMENTATION HAS BEEN COMPLETED ON THE BASIS OF FF&E AND EQUIPMENT ADVISED TO THIS OFFICE AT THE TIME OF BRIEFING THE DESIGN. THE DESIGN PROVISIONS FOR FF&E AND EQUIPMENT INCORPORATES SPATIAL ALLOCATIONS, SERVICING, LOADING AND ACCESS CLEARANCES AND WHERE APPROPRIATE SERVICES REQUIREMENTS, HAVING DUE REGARD FOR SURROUNDING FIXTURES AND FITTINGS. IT SHOULD BE NOTED THAT SUBSTITUTE FF&E OR EQUIPMENT WITH ALTERNATE SPECIFICATIONS SHOULD NOT BE PROCURED PRIOR TO VALIDATING THOSE SPECIFICATIONS AGAINST THE ITEM CONTROL SCHEDULE AND DESIGN PROVISIONS IN THE MODEL. THIS OFFICE ACCEPTS NO RESPONSIBILITY FOR THE PROCUREMENT OF SUBSTITUTE FF&E AND EQUIPMENT WHICH HAS NOT BEEN REVIEWED AND VALIDATED AGAINST THE ORIGINAL DESIGN PROVISIONS.

SERVICE POINTS DISCLAIMER

THE SERVICE POINTS IDENTIFIED ON THESE DRAWINGS HAVE BEEN OVERLAYED FROM THE BUILDING SERVICES ENGINEERING MODEL AND ARE PROVIDED FOR INFORMATION AND SET-OUT PURPOSES ONLY. WE HAVE BEEN ADVISED BY THE SERVICES ENGINEERS THAT THE POINTS REPRESENTED ON THESE DRAWINGS ARE CORRECT AT THE TIME OF PUBLICATION. THIS OFFICE DOES NOT WARRANT THE ACCURACY OF THIS DATA. REFER TO THE BUILDING SERVICES ENGINEERING DOCUMENTATION FOR THE INSTALLATION OF THE SERVICES POINTS, AND THE INTERFACE BETWEEN THE SERVICES POINTS AND THE RESPECTIVE ENGINEERING SYSTEMS.

FOR CONSTRUCTION

ARCHITECTS

STH

ABN: 21 134 476 065
 PELAEO COMPLEX, BUILDING 3, LEVEL 2
 21-31 GOODWOOD ST, RICHMOND VIC 3121, AUSTRALIA
 PH: (03) 9885 2333
 THIS ARCHITECTURAL DESIGN IS THE COPYRIGHT OF SILVER THOMAS HANLEY (AUS) PTY LTD ABN 21 134 476 065 AND SHALL NOT BE REPRODUCED WITHOUT THEIR WRITTEN PERMISSION

CLIENT

Hunter New England Local Health District

NSW Health Infrastructure

PROJECT

TAMWORTH MENTAL HEALTH UNIT

Dean Street Tamworth NSW

1 Site Plan - North West Carpark Zone 2
 SCALE: 1:200

DRAWING TITLE

EARLY WORKS
CARPARK PLAN
NORTH WEST CARPARK B
ZONE 2

SCALE DATE DRAWN BY CHECKED
 1:200@A1 10/12/22 DP Checker

PROJECT No DRAWING No REVISION

10500.1 A11-431 **N**

A:\asdas\Docs\110500_01_Tamworth Mental Health Unit\THMU_BUILDING_432.rvt



LEGEND

- EXISTING CARPARK TO BE RETAINED
- PROPOSED CARPARK/ CARPARK EXTENSION (ASPHALT)
- PROPOSED CARPARK/ CARPARK EXTENSION (HEAVY DUTY CONCRETE PAVEMENT)
- PAVEMENT MARKING
- SHARED SPACE
- NEW PALLASADE TYPE FENCE
- AILSE CIRCULATION DIRECTION
- X 399.000 EXISTING REDUCED LEVEL
- + 399.000 PROPOSED REDUCED LEVEL

NOTES

THIS DRAWING IS FOR SITE CONTEXT INFORMATION & IS NOT AN AUDIT OF EXISTING AS BUILT CONDITIONS OTHER THAN THOSE ALLOCATED IN THIS SCOPE OF WORKS

DIMENSIONS INDICATED ARE TO INSIDE FACE OF KERBS

ALL REDUCED LEVELS INDICATED ARE NOMINAL LEVELS & ARE TO BE CONFIRMED/ COORDINATED WITH CIVIL ENGINEER'S DOCUMENTATION AND AGAINST SURVEY INFORMATION. GRADIENTS WITHIN CARPARK TO COMPLY WITH AS2289.1 & AS2289.6

NOTE: SURVEY INFORMATION INDICATED HAS BEEN PROVIDED BY OTHERS. SURVEYS HAVE BEEN PRODUCED USING BOTH GDA94 & GDA2020. ALL SETOUTS TO BE VERIFIED ON SITE PRIOR TO ANY CONSTRUCTION

REFER TO CIVIL ENGINEER'S DOCUMENTS FOR FALLS TO CONJUNCTION WITH CIVIL & SERVICES ENGINEER'S DOCUMENTATION

KEY PLAN

REV	DESCRIPTION	DRN	DATE
A	DRAFT ISSUE	DP	21/10/2022
B	FINAL DRAFT ISSUE	DP	10/11/2022
C	REF - DRAFT ISSUE 2	DP	11/11/2022
D	ISSUED FOR COORDINATION	DP	23/11/2022
E	REF ISSUE	DP	02/12/2022
F	ISSUE FOR TENDER	DP	14/12/2022
G	TENDER ADDENDUM ISSUE	DP	13/01/2023
H	REF ISSUE	DP	10/02/2023
J	REF ISSUE	DP	21/02/2023
K	ISSUED FOR COORDINATION	DP	19/04/2023
L	ISSUED FOR CONSTRUCTION	DP	03/05/2023
I	ISSUED FOR CONSTRUCTION	DP	08/05/2023
M	REF ISSUE	DP	05/07/2023
N	REF ISSUE	DP	20/07/2023
P	REF ISSUE	DP	08/09/2023

COPYRIGHT

ALL RIGHTS RESERVED. THIS WORK IS COPYRIGHT AND CANNOT BE REPRODUCED OR COPIED IN ANY FORM OR BY ANY MEANS (GRAPHIC, ELECTRONIC OR MECHANICAL INCLUDING PHOTOCOPIING) WITHOUT THE WRITTEN PERMISSION OF THE PRINCIPAL UNDER THE TERMS OF THE CONTRACT. ANY LICENCE EXPRESS OR IMPLIED, TO USE THE DOCUMENT FOR ANY PURPOSE WHATSOEVER IS RESTRICTED TO THE TERMS OF THE AGREEMENT OR IMPLIED AGREEMENT WITH THE PRINCIPAL UNDER THE TERMS OF THE CONTRACT.

DIMENSIONS

USE FIGURED DIMENSIONS, DO NOT SCALE. CONTRACTORS MUST VERIFY ALL DIMENSIONS ON THE SITE BEFORE COMMENCING ANY WORK OR MAKING ANY SHOP DRAWING WHICH MUST BE SUBMITTED AND REVIEWED BEFORE MANUFACTURE.

FIXTURES, FITTINGS & EQUIPMENT SPECIFICATIONS

SUBSTITUTE FF&E EQUIPMENT SPECIFICATIONS

THE FIT-OUT DESIGN AND DOCUMENTATION HAS BEEN COMPLETED ON THE BASIS OF FF&E AND EQUIPMENT ADVISED TO THIS OFFICE AT THE TIME OF BRIEFING THE DESIGN. THE DESIGN PROVISIONS FOR FF&E AND EQUIPMENT INCORPORATES SPATIAL ALLOCATIONS, SERVICING, LOADING AND ACCESS CLEARANCES AND WHERE APPROPRIATE SERVICES REQUIREMENTS, HAVING DUE REGARD FOR SURROUNDING FIXTURES AND FITTINGS. IT SHOULD BE NOTED THAT SUBSTITUTE FF&E OR EQUIPMENT WITH ALTERNATE SPECIFICATIONS SHOULD NOT BE PROCURED PRIOR TO VALIDATING THOSE SPECIFICATIONS AGAINST THE ITEM CONTROL SCHEDULE AND DESIGN PROVISIONS IN THE MODEL. THIS OFFICE ACCEPTS NO RESPONSIBILITY FOR THE PROCUREMENT OF SUBSTITUTE FF&E AND EQUIPMENT WHICH HAS NOT BEEN REVIEWED AND VALIDATED AGAINST THE ORIGINAL DESIGN PROVISIONS.

SERVICE POINTS DISCLAIMER

THE SERVICE POINTS IDENTIFIED ON THESE DRAWINGS HAVE BEEN OVERLAYED FROM THE BUILDING SERVICES ENGINEERING MODEL, AND ARE PROVIDED FOR INFORMATION AND SET-OUT PURPOSES ONLY. WE HAVE BEEN ADVISED BY THE SERVICES ENGINEERS THAT THE POINTS REPRESENTED ON THESE DRAWINGS ARE CORRECT AT THE TIME OF PUBLICATION. THIS OFFICE DOES NOT WARRANT THE ACCURACY OF THIS DATA. REFER TO THE BUILDING SERVICES ENGINEERING DOCUMENTATION FOR THE INSTALLATION OF THE SERVICES POINTS, AND THE INTERFACE BETWEEN THE SERVICES POINTS AND THE RESPECTIVE ENGINEERING SYSTEMS.

FOR CONSTRUCTION

ARCHITECTS

ABN: 21 134 476 065
 PELAOO COMPLEX, BUILDING 3, LEVEL 2
 21-31 GOODWOOD ST, RICHMOND VIC 3121, AUSTRALIA
 PH: (03) 9885 2333
 THIS ARCHITECTURAL DESIGN IS THE COPYRIGHT OF SILVER THOMAS HANLEY (AUS) PTY LTD ABN 21 134 476 065 AND SHALL NOT BE REPRODUCED WITHOUT THEIR WRITTEN PERMISSION

CLIENT

Hunter New England Local Health District

PROJECT

TAMWORTH MENTAL HEALTH UNIT

Dean Street Tamworth NSW

DRAWING TITLE

**EARLY WORKS
 CARPARK PLAN
 NORTH EAST CARPARK D
 ZONE 1**



SCALE: 1:200@A1 DATE: 10/12/22 DRAWN BY: DP CHECKED: Checker

PROJECT No: 10500.1 A11-441 DRAWING No: REVISION: **P**

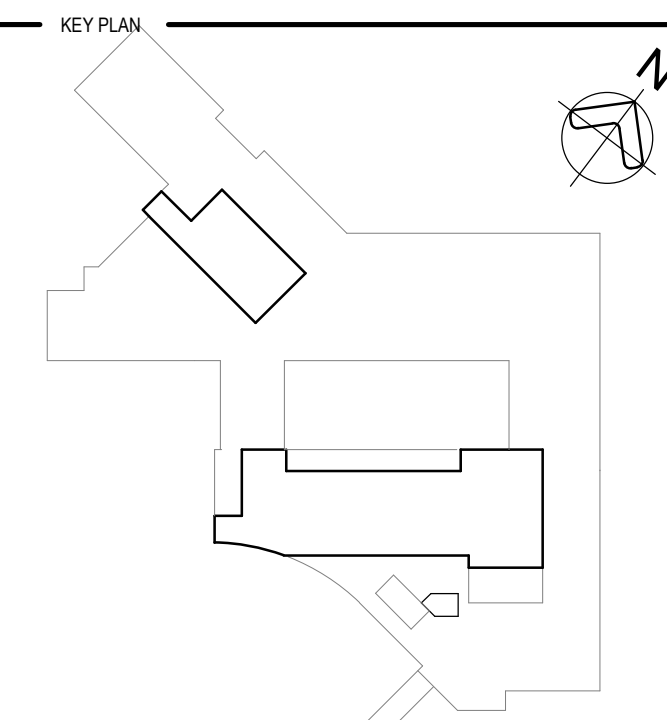
1 Site Plan - North East - Carpark D
 SCALE: 1:200

TAMHILL BUILDING_A02_08/09/2023.rvt

LEGEND

-  PUBLIC
-  STAFF
- CY COURTYARD

KEY PLAN



REV	DESCRIPTION	DRN	DATE
A	REF - DRAFT ISSUE 1	DP	04/11/2022
B	REF - DRAFT ISSUE 2	DP	11/11/2022
C	ISSUED FOR COORDINATION	DP	18/11/2022
D	ISSUED FOR COORDINATION/PRICING	DP	01/12/2022
E	REF ISSUE	DP	02/12/2022
F	SD REPORT ISSUE	DP	16/12/2022
G	REF ISSUE	DP	10/02/2023
H	REF ISSUE	DP	13/02/2023
J	DRAFT ISSUE FOR REVIEW/COORDINATION	DP	24/02/2023
K	REF ISSUE	DP	10/03/2023
L	DRAFT DOD ISSUED FOR COORDINATION	DP	21/04/2023
M	ISSUE FOR TENDER	DP	05/05/2023
N	REF ISSUE	DP	05/07/2023
P	REF ISSUE	DP	06/09/2023
Q	REF ISSUE	DP	19/09/2023

COPYRIGHT
 ALL RIGHTS RESERVED. THIS WORK IS COPYRIGHT AND CANNOT BE REPRODUCED OR COPIED IN ANY FORM OR BY ANY MEANS (GRAPHIC, ELECTRONIC OR MECHANICAL INCLUDING PHOTOCOPIING) WITHOUT THE WRITTEN PERMISSION OF THE PRINCIPAL UNDER THE TERMS OF THE CONTRACT. ANY LICENCE EXPRESS OR IMPLIED, TO USE THE DOCUMENT FOR ANY PURPOSE WHATSOEVER IS RESTRICTED TO THE TERMS OF THE AGREEMENT OR IMPLIED AGREEMENT WITH THE PRINCIPAL UNDER THE TERMS OF THE CONTRACT.


DIMENSIONS
 USE FIGURED DIMENSIONS, DO NOT SCALE. CONTRACTORS MUST VERIFY ALL DIMENSIONS ON THE SITE BEFORE COMMENCING ANY WORK OR MAKING ANY SHOP DRAWING WHICH MUST BE SUBMITTED AND REVIEWED BEFORE MANUFACTURE.

FIXTURES, FITTINGS & EQUIPMENT SPECIFICATIONS
 SUBSTITUTE FF&E EQUIPMENT SPECIFICATIONS
 THE FIT-OUT DESIGN AND DOCUMENTATION HAS BEEN COMPLETED ON THE BASIS OF FF&E AND EQUIPMENT ADVISED TO THIS OFFICE AT THE TIME OF BRIEFING THE DESIGN. THE DESIGN PROVISIONS FOR FF&E AND EQUIPMENT INCORPORATES SPATIAL ALLOCATIONS, SERVICING, LOADING AND ACCESS CLEARANCES AND WHERE APPROPRIATE SERVICES REQUIREMENTS, HAVING DUE REGARD FOR SURROUNDING FIXTURES AND FITTINGS. IT SHOULD BE NOTED THAT SUBSTITUTE FF&E OR EQUIPMENT WITH ALTERNATE SPECIFICATIONS SHOULD NOT BE PROCURED PRIOR TO VALIDATING THOSE SPECIFICATIONS AGAINST THE ITEM CONTROL SCHEDULE AND DESIGN PROVISIONS IN THE MODEL. THIS OFFICE ACCEPTS NO RESPONSIBILITY FOR THE PROCUREMENT OF SUBSTITUTE FF&E AND EQUIPMENT WHICH HAS NOT BEEN REVIEWED AND VALIDATED AGAINST THE ORIGINAL DESIGN PROVISIONS.

SERVICE POINTS DISCLAIMER
 THE SERVICE POINTS IDENTIFIED ON THESE DRAWINGS HAVE BEEN OVERLAYED FROM THE BUILDING SERVICES ENGINEERING MODEL. AND ARE PROVIDED FOR INFORMATION AND SET-OUT PURPOSES ONLY. WE HAVE BEEN ADVISED BY THE SERVICES ENGINEERS THAT THE POINTS REPRESENTED ON THESE DRAWINGS ARE CORRECT AT THE TIME OF PUBLICATION. THIS OFFICE DOES NOT WARRANT THE ACCURACY OF THIS DATA. REFER TO THE BUILDING SERVICES ENGINEERING DOCUMENTATION FOR THE INSTALLATION OF THE SERVICES POINTS, AND THE INTERFACE BETWEEN THE SERVICES POINTS AND THE RESPECTIVE ENGINEERING SYSTEMS.

ISSUE FOR TENDER

ARCHITECTS



ABN: 21 134 476 065
 PELAOO COMPLEX, BUILDING 3, LEVEL 2
 21-31 GOODWOOD ST, RICHMOND VIC 3121, AUSTRALIA
 PH: (03) 9885 2333
 THIS ARCHITECTURAL DESIGN IS THE COPYRIGHT OF SILVER THOMAS HANLEY (AUS) PTY LTD ABN 21 134 476 065 AND SHALL NOT BE REPRODUCED WITHOUT THEIR WRITTEN PERMISSION

CLIENT

Hunter New England Local Health District



PROJECT

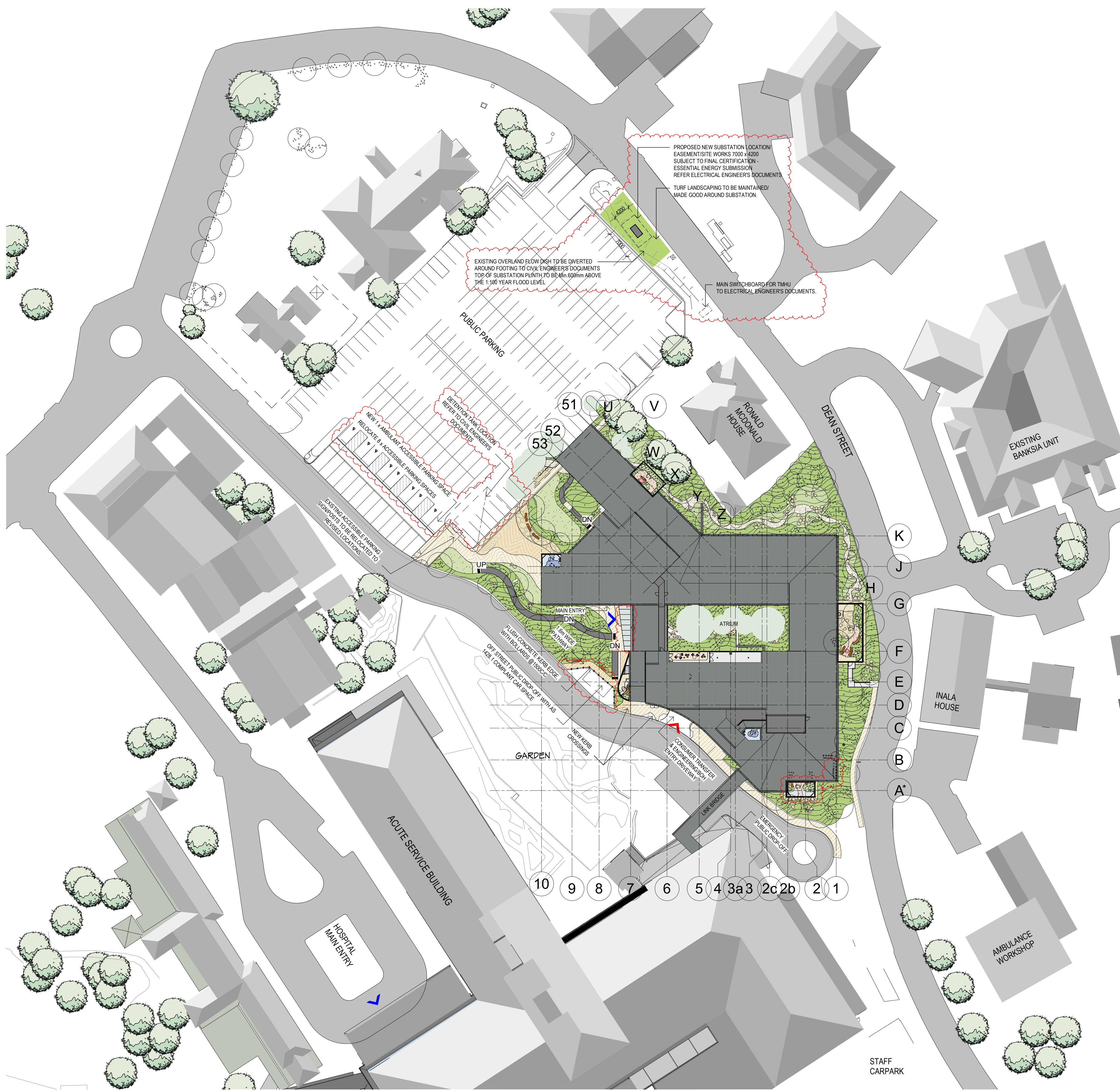
TAMWORTH MENTAL HEALTH UNIT

Dean Street Tamworth NSW

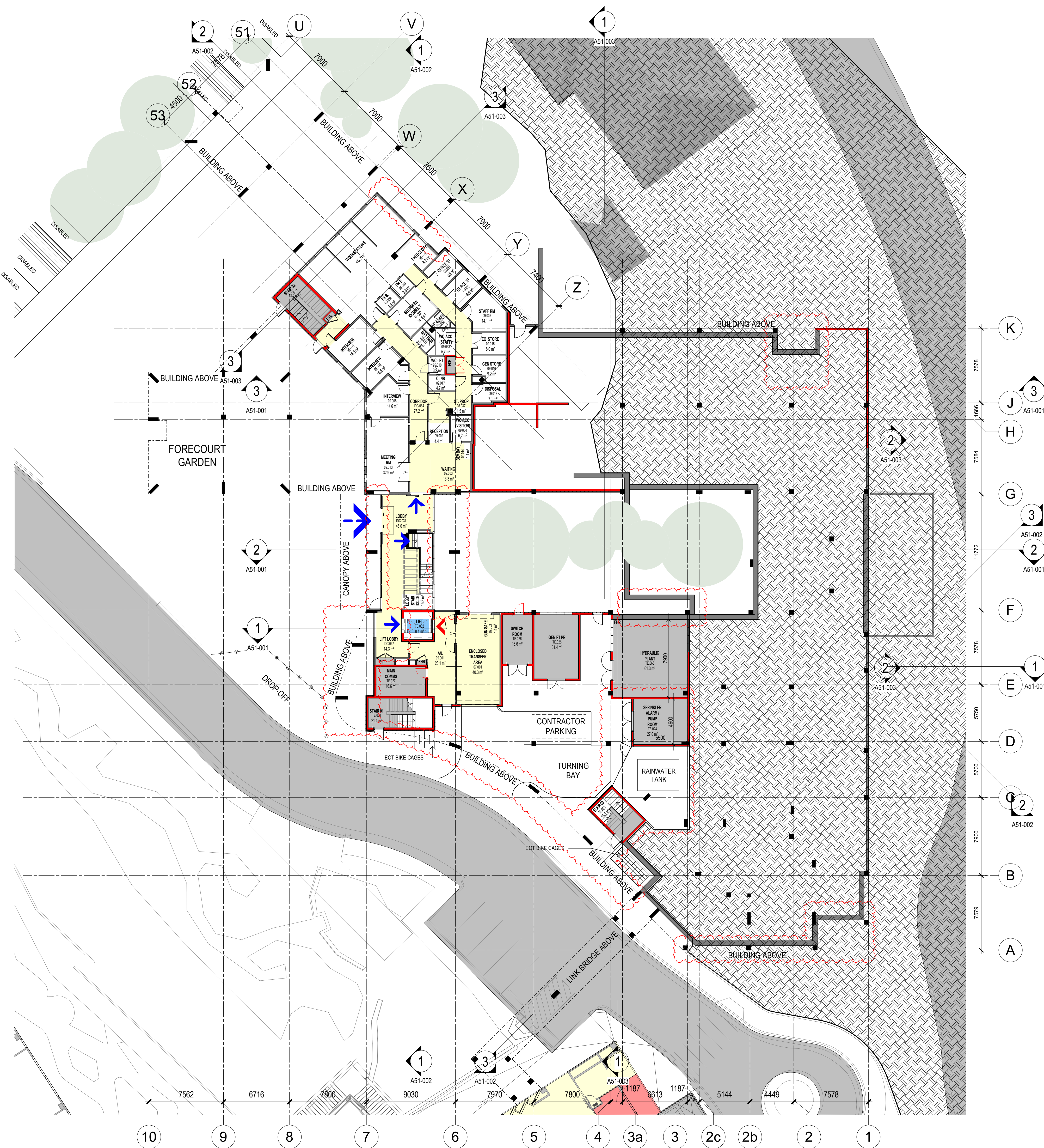
DRAWING TITLE
SITE PLAN

SCALE: 1:500@A1 DATE: 10/05/22 DRAWN BY: AB CHECKED BY: EM

PROJECT No: 10500.1 DRAWING No: A12-001 REVISION: Q



A:\asdas\Docs\10500.01_Tamworth Mental Health Unit\TMHJ_BUILDING_A12.rvt



LEGEND

- 2HR FIRE RATED WALLS
- 2HR FIRE RATED DOORS
- CLD EXTERNAL CLADDING FOR DETAILS REFER TO ELEVATIONS ON A50 SERIES
- PUBLIC
- STAFF

GENERAL NOTES:
DRAWING TO READ IN CONJUNCTION WITH CONSULTANTS DOCUMENTATION

FOR PARTITION TYPES REFER TO PARTITION DETAILS A24 SERIES

FOR EXTERNAL CLADDING REFER TO ELEVATION LEGEND A50 SERIES

CIRCULATION

T & E

KEY PLAN

REV	DESCRIPTION	DRN	DATE
A	REF - DRAFT ISSUE 1	DP	04/11/2022
B	REF - DRAFT ISSUE 2	DP	11/11/2022
C	ISSUED FOR COORDINATION	DP	18/11/2022
D	ISSUED FOR COORDINATION/PRICING	DP	01/12/2022
E	REF ISSUE	DP	02/12/2022
F	SD REPORT ISSUE	DP	16/12/2022
G	ISSUED FOR COORDINATION	DP	02/02/2023
H	REF ISSUE	DP	10/02/2023
J	DRAFT ISSUE FOR REVIEW/COORDINATION	DP	24/02/2023
K	REF ISSUE	DP	10/03/2023
L	ISSUED FOR COORDINATION	DP	17/03/2023
M	ISSUED FOR COORDINATION	DP	31/03/2023
N	ISSUED FOR COORDINATION	DP	03/04/2023
P	ISSUED FOR COORDINATION	DP	14/04/2023
Q	DRAFT DD ISSUED FOR COORDINATION	DP	21/04/2023
R	ISSUE FOR TENDER	DP	05/05/2023
S	TENDER ADDENDUM	DP	26/06/2023
T	REF ISSUE	DP	06/07/2023

COPYRIGHT
ALL RIGHTS RESERVED. THIS WORK IS COPYRIGHT AND CANNOT BE REPRODUCED OR COPIED IN ANY FORM OR BY ANY MEANS (GRAPHIC, ELECTRONIC OR MECHANICAL INCLUDING PHOTOCOPIING) WITHOUT THE WRITTEN PERMISSION OF THE PRINCIPAL UNDER THE TERMS OF THE CONTRACT. ANY LICENCE EXPRESS OR IMPLIED, TO USE THE DOCUMENT FOR ANY PURPOSE WHATSOEVER IS RESTRICTED TO THE TERMS OF THE AGREEMENT OR IMPLIED AGREEMENT WITH THE PRINCIPAL UNDER THE TERMS OF THE CONTRACT.

DIMENSIONS
USE FIGURED DIMENSIONS, DO NOT SCALE. CONTRACTORS MUST VERIFY ALL DIMENSIONS ON THE SITE BEFORE COMMENCING ANY WORK OR MAKING ANY SHOP DRAWING WHICH MUST BE SUBMITTED AND REVIEWED BEFORE MANUFACTURE.

FIXTURES, FITTINGS & EQUIPMENT SPECIFICATIONS
SUBSTITUTE FF&E EQUIPMENT SPECIFICATIONS
THE FIT-OUT DESIGN AND DOCUMENTATION HAS BEEN COMPLETED ON THE BASIS OF FF&E AND EQUIPMENT ADVISED TO THIS OFFICE AT THE TIME OF BRIEFING THE DESIGN. THE DESIGN PROVISIONS FOR FF&E AND EQUIPMENT INCORPORATES SPATIAL ALLOCATIONS, SERVICES, LOADING AND ACCESS CLEARANCES AND WHERE APPROPRIATE SERVICES REQUIREMENTS, HAVING DUE REGARD FOR SURROUNDING FIXTURES AND FITTINGS. IT SHOULD BE NOTED THAT SUBSTITUTE FF&E OR EQUIPMENT WITH ALTERNATE SPECIFICATIONS SHOULD NOT BE PROCURED PRIOR TO VALIDATING THOSE SPECIFICATIONS AGAINST THE ITEM CONTROL SCHEDULE AND DESIGN PROVISIONS IN THE MODEL. THIS OFFICE ACCEPTS NO RESPONSIBILITY FOR THE PROCUREMENT OF SUBSTITUTE FF&E AND EQUIPMENT WHICH HAS NOT BEEN REVIEWED AND VALIDATED AGAINST THE ORIGINAL DESIGN PROVISIONS.

SERVICE POINTS DISCLAIMER
THE SERVICE POINTS IDENTIFIED ON THESE DRAWINGS HAVE BEEN OVERLAYED FROM THE BUILDING SERVICES ENGINEERING MODEL, AND ARE PROVIDED FOR INFORMATION AND SET-OUT PURPOSES ONLY. WE HAVE BEEN ADVISED BY THE SERVICES ENGINEERS THAT THE POINTS REPRESENTED ON THESE DRAWINGS ARE CORRECT AT THE TIME OF PUBLICATION. THIS OFFICE DOES NOT WARRANT THE ACCURACY OF THIS DATA. REFER TO THE BUILDING SERVICES ENGINEERING DOCUMENTATION FOR THE INSTALLATION OF THE SERVICES POINTS, AND THE INTERFACE BETWEEN THE SERVICES POINTS AND THE RESPECTIVE ENGINEERING SYSTEMS.

ISSUE FOR TENDER

ARCHITECTS

ABN: 21 134 476 065
PELAO COMPLEX, BUILDING 3, LEVEL 2
21-31 GOODWOOD ST, RICHMOND VIC 3121, AUSTRALIA
PH: (03) 9885 2333
THIS ARCHITECTURAL DESIGN IS THE COPYRIGHT OF SILVER THOMAS HANLEY (AUS) PTY LTD ABN 21 134 476 065 AND SHALL NOT BE REPRODUCED WITHOUT THEIR WRITTEN PERMISSION

CLIENT

Hunter New England Local Health District

PROJECT

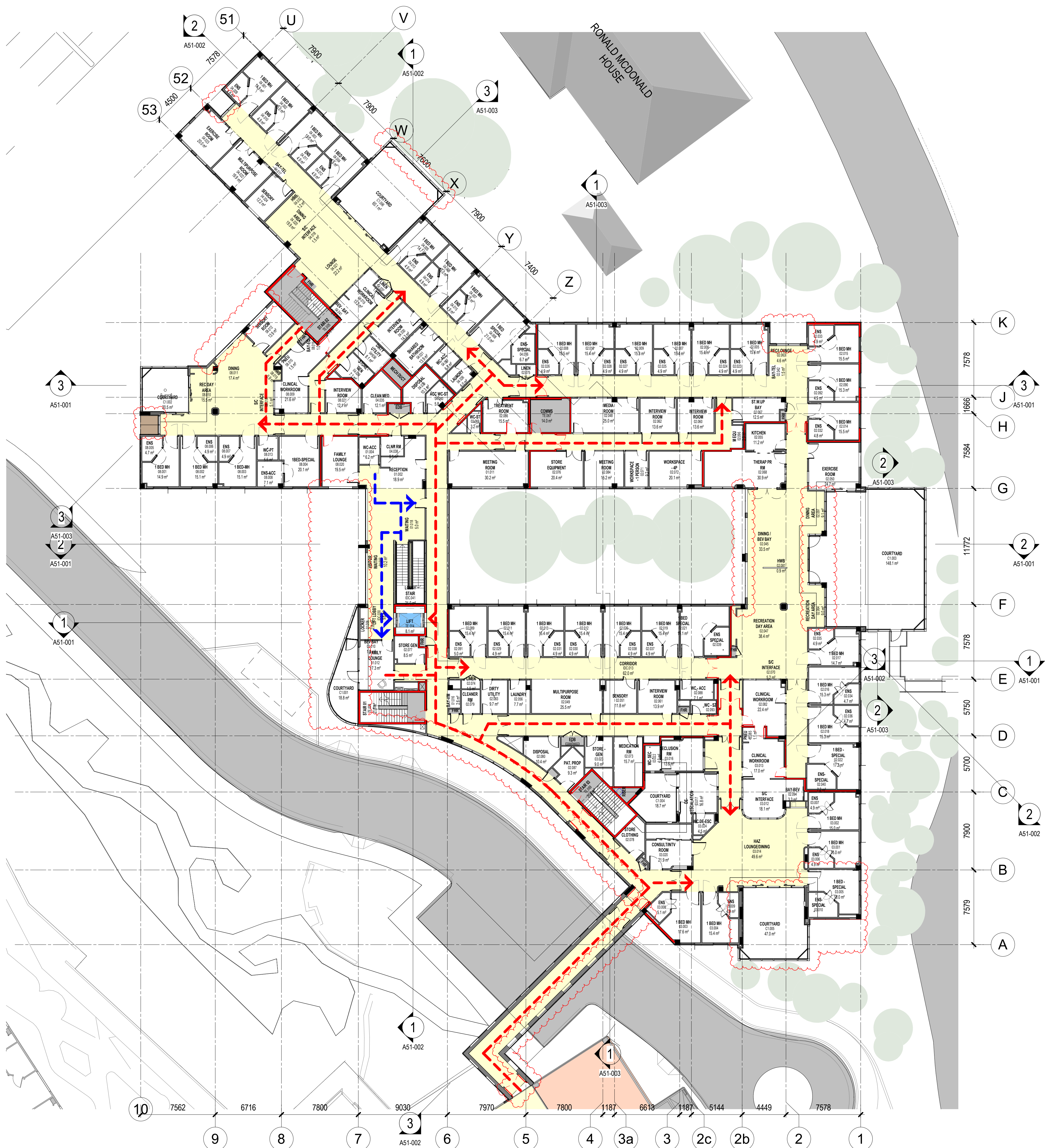
TAMWORTH MENTAL HEALTH UNIT
Dean Street Tamworth NSW

DRAWING TITLE
OVERALL FLOOR PLAN - LEVEL 01

SCALE: 1:200@A1 DATE: 04/07/15 DRAWN BY: AB CHECKED: EM

PROJECT No: 10500.1 A20-100 DRAWING No: REVISION: T

A:\asdas\Docs\10500.01_Tamworth Mental Health Unit\THMU_BUILDING_022.rvt



LEGEND

- 2HR FIRE RATED WALLS
- 2HR FIRE RATED DOORS
- CLD EXTERNAL CLADDING FOR DETAILS REFER TO ELEVATIONS ON A50 SERIES
- PUBLIC
- STAFF

GENERAL NOTES:
DRAWING TO READ IN CONJUNCTION WITH CONSULTANTS DOCUMENTATION

FOR PARTITION TYPES REFER TO PARTITION DETAILS A24 SERIES

FOR EXTERNAL CLADDING REFER TO ELEVATION LEGEND A50 SERIES

CIRCULATION
 T & E

KEY PLAN

REV	DESCRIPTION	DRN	DATE
A	REF - DRAFT ISSUE 1	DP	04/11/2022
B	REF - DRAFT ISSUE 2	DP	11/11/2022
C	ISSUED FOR COORDINATION	DP	18/11/2022
D	ISSUED FOR COORDINATION/PRICING	DP	01/12/2022
E	REF ISSUE	DP	02/12/2022
F	SD REPORT ISSUE	DP	16/12/2022
G	ISSUED FOR COORDINATION	DP	02/01/2023
H	REF ISSUE	DP	10/02/2023
J	DRAFT ISSUE FOR REVIEW/COORDINATION	DP	24/02/2023
K	ISSUED FOR COORDINATION	DP	17/03/2023
L	ISSUED FOR COORDINATION	DP	31/03/2023
M	ISSUED FOR COORDINATION	DP	03/04/2023
N	ISSUED FOR COORDINATION	DP	14/04/2023
P	DRAFT DD ISSUED FOR COORDINATION	DP	21/04/2023
Q	ISSUE FOR TENDER	DP	05/05/2023
R	TENDER ADDENDUM	DP	26/06/2023
S	REF ISSUE	DP	06/07/2023

COPYRIGHT
ALL RIGHTS RESERVED. THIS WORK IS COPYRIGHTED AND CANNOT BE REPRODUCED OR COPIED IN ANY FORM OR BY ANY MEANS (GRAPHIC, ELECTRONIC OR MECHANICAL INCLUDING PHOTOCOPIING) WITHOUT THE WRITTEN PERMISSION OF THE PRINCIPAL UNDER THE TERMS OF THE CONTRACT. ANY LICENCE EXPRESS OR IMPLIED, TO USE THE DOCUMENT FOR ANY PURPOSES WHATSOEVER IS RESTRICTED TO THE TERMS OF THE AGREEMENT OR IMPLIED AGREEMENT WITH THE PRINCIPAL UNDER THE TERMS OF THE CONTRACT.

DIMENSIONS
USE FIGURED DIMENSIONS, DO NOT SCALE. CONTRACTORS MUST VERIFY ALL DIMENSIONS ON THE SITE BEFORE COMMENCING ANY WORK OR MAKING ANY SHOP DRAWING WHICH MUST BE SUBMITTED AND REVIEWED BEFORE MANUFACTURE.

FIXTURES, FITTINGS & EQUIPMENT SPECIFICATIONS
SUBSTITUTE FF&E EQUIPMENT SPECIFICATIONS
THE FIT-OUT DESIGN AND DOCUMENTATION HAS BEEN COMPLETED ON THE BASIS OF FF&E AND EQUIPMENT ADVISED TO THIS OFFICE AT THE TIME OF BRIEFING THE DESIGN. THE DESIGN PROVISIONS FOR FF&E AND EQUIPMENT INCORPORATES SPATIAL ALLOCATIONS, SERVICING, LOADING AND ACCESS CLEARANCES AND WHERE APPROPRIATE SERVICES REQUIREMENTS, HAVING DUE REGARD FOR SURROUNDING FIXTURES AND FITTINGS. IT SHOULD BE NOTED THAT SUBSTITUTE FF&E OR EQUIPMENT WITH ALTERNATE SPECIFICATIONS SHOULD NOT BE PROCURED PRIOR TO VALIDATING THOSE SPECIFICATIONS AGAINST THE ITEM CONTROL SCHEDULE AND DESIGN PROVISIONS IN THE MODEL. THIS OFFICE ACCEPTS NO RESPONSIBILITY FOR THE PROCUREMENT OF SUBSTITUTE FF&E AND EQUIPMENT WHICH HAS NOT BEEN REVIEWED AND VALIDATED AGAINST THE ORIGINAL DESIGN PROVISIONS.

SERVICE POINTS DISCLAIMER
THE SERVICE POINTS IDENTIFIED ON THESE DRAWINGS HAVE BEEN OVERLAYED FROM THE BUILDING SERVICES ENGINEERING MODEL AND ARE PROVIDED FOR INFORMATION AND SET-OUT PURPOSES ONLY. WE HAVE BEEN ADVISED BY THE SERVICES ENGINEERS THAT THE POINTS REPRESENTED ON THESE DRAWINGS ARE CORRECT AT THE TIME OF PUBLICATION. THIS OFFICE DOES NOT WARRANT THE ACCURACY OF THIS DATA. REFER TO THE BUILDING SERVICES ENGINEERING DOCUMENTATION FOR THE INSTALLATION OF THE SERVICE POINTS, AND THE INTERFACE BETWEEN THE SERVICE POINTS AND THE RESPECTIVE ENGINEERING SYSTEMS.

ISSUE FOR TENDER

ARCHITECTS



ABN: 21 134 476 065
PELAAO COMPLEX BUILDING 3, LEVEL 2
21-31 GOODWOOD ST, RICHMOND VIC 3121, AUSTRALIA
PH: (03) 9885 2333
THIS ARCHITECTURAL DESIGN IS THE COPYRIGHT OF SILVER THOMAS HANLEY (AUS) PTY LTD ABN 21 134 476 065 AND SHALL NOT BE REPRODUCED WITHOUT THEIR WRITTEN PERMISSION

CLIENT

Hunter New England Local Health District



PROJECT

TAMWORTH MENTAL HEALTH UNIT

Dean Street Tamworth NSW

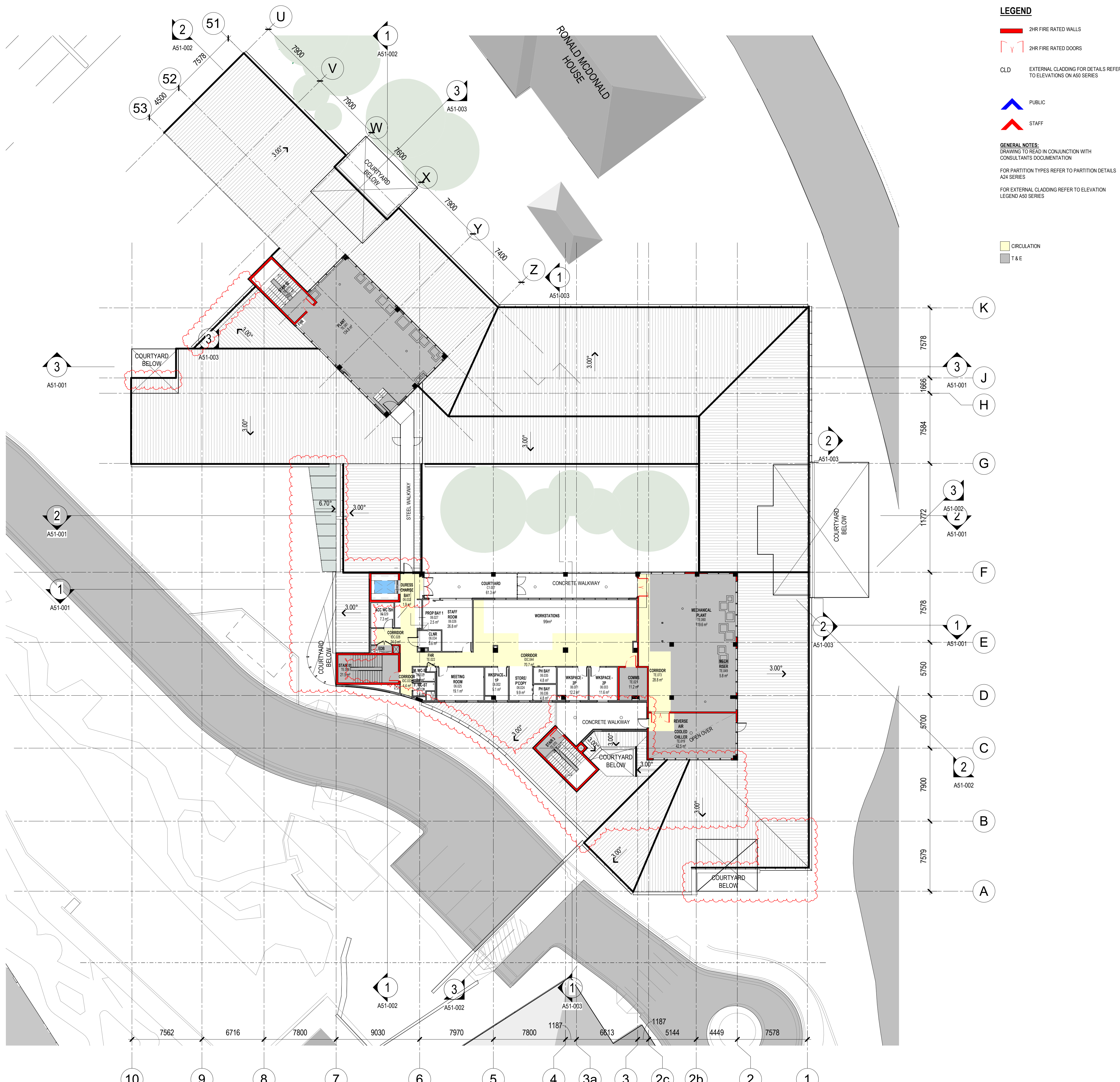
DRAWING TITLE

OVERALL FLOOR PLAN - LEVEL 02

SCALE: 1:200@A1 DATE: 09/15/22 DRAWN BY: AB CHECKED: EM

PROJECT No: 10500.1 A20-200 DRAWING No: REVISION: S

A:\asdas\Docs\110500.01_Tamworth Mental Health Unit\TMHU_BUILDING_A02.rvt



LEGEND

- 2HR FIRE RATED WALLS
- 2HR FIRE RATED DOORS
- CLD EXTERNAL CLADDING FOR DETAILS REFER TO ELEVATIONS ON A50 SERIES
- PUBLIC
- STAFF

GENERAL NOTES:
DRAWING TO READ IN CONJUNCTION WITH CONSULTANTS DOCUMENTATION
FOR PARTITION TYPES REFER TO PARTITION DETAILS A24 SERIES
FOR EXTERNAL CLADDING REFER TO ELEVATION LEGEND A50 SERIES

CIRCULATION
T & E

KEY PLAN

REV	DESCRIPTION	DRN	DATE
A	REF - DRAFT ISSUE	DP	04/11/2022
B	REF - DRAFT ISSUE 2	DP	11/11/2022
C	ISSUED FOR COORDINATION	DP	18/11/2022
D	ISSUED FOR COORDINATION/PRICING	DP	01/12/2022
E	REF ISSUE	DP	02/12/2022
F	SD REPORT ISSUE	DP	16/12/2022
G	ISSUED FOR COORDINATION	DP	02/01/2023
H	REF ISSUE	DP	10/02/2023
J	DRAFT ISSUE FOR REVIEW/COORDINATION	DP	24/02/2023
K	ISSUED FOR COORDINATION	DP	17/03/2023
L	ISSUED FOR COORDINATION	DP	31/03/2023
M	ISSUED FOR COORDINATION	DP	03/04/2023
N	ISSUED FOR COORDINATION	DP	14/04/2023
P	DRAFT DD ISSUED FOR COORDINATION	DP	21/04/2023
Q	ISSUE FOR TENDER	DP	05/05/2023
R	REF ISSUE	DP	06/07/2023

COPYRIGHT
ALL RIGHTS RESERVED. THIS WORK IS COPYRIGHT AND CANNOT BE REPRODUCED OR COPIED IN ANY FORM OR BY ANY MEANS (GRAPHIC, ELECTRONIC OR MECHANICAL INCLUDING PHOTOCOPIING) WITHOUT THE WRITTEN PERMISSION OF THE PRINCIPAL UNDER THE TERMS OF THE CONTRACT. ANY LICENCE EXPRESS OR IMPLIED, TO USE THE DOCUMENT FOR ANY PURPOSES WHATSOEVER IS RESTRICTED TO THE TERMS OF THE AGREEMENT OR IMPLIED AGREEMENT WITH THE PRINCIPAL UNDER THE TERMS OF THE CONTRACT.

DIMENSIONS
USE FIGURED DIMENSIONS, DO NOT SCALE. CONTRACTORS MUST VERIFY ALL DIMENSIONS ON THE SITE BEFORE COMMENCING ANY WORK OR MAKING ANY SHOP DRAWING WHICH MUST BE SUBMITTED AND REVIEWED BEFORE MANUFACTURE.

FIXTURES, FITTINGS & EQUIPMENT SPECIFICATIONS
SUBSTITUTE FF&E EQUIPMENT SPECIFICATIONS
THE FIT-OUT DESIGN AND DOCUMENTATION HAS BEEN COMPLETED ON THE BASIS OF FF&E AND EQUIPMENT ADVISED TO THIS OFFICE AT THE TIME OF BRIEFING THE DESIGN. THE DESIGN PROVISIONS FOR FF&E AND EQUIPMENT INCORPORATES SPATIAL ALLOCATIONS, SERVICING, LOADING AND ACCESS CLEARANCES AND WHERE APPROPRIATE SERVICES REQUIREMENTS, HAVING DUE REGARD FOR SURROUNDING FIXTURES AND FITTINGS. IT SHOULD BE NOTED THAT SUBSTITUTE FF&E OR EQUIPMENT WITH ALTERNATE SPECIFICATIONS SHOULD NOT BE PROCURED PRIOR TO VALIDATING THOSE SPECIFICATIONS AGAINST THE ITEM CONTROL SCHEDULE AND DESIGN PROVISIONS IN THE MODEL. THIS OFFICE ACCEPTS NO RESPONSIBILITY FOR THE PROCUREMENT OF SUBSTITUTE FF&E AND EQUIPMENT WHICH HAS NOT BEEN REVIEWED AND VALIDATED AGAINST THE ORIGINAL DESIGN PROVISIONS.

SERVICE POINTS DISCLAIMER
THE SERVICE POINTS IDENTIFIED ON THESE DRAWINGS HAVE BEEN OVERLAYED FROM THE BUILDING SERVICES ENGINEERING MODEL, AND ARE PROVIDED FOR INFORMATION AND SET-OUT PURPOSES ONLY. WE HAVE BEEN ADVISED BY THE SERVICES ENGINEERS THAT THE POINTS REPRESENTED ON THESE DRAWINGS ARE CORRECT AT THE TIME OF PUBLICATION. THIS OFFICE DOES NOT WARRANT THE ACCURACY OF THIS DATA. REFER TO THE BUILDING SERVICES ENGINEERING DOCUMENTATION FOR THE INSTALLATION OF THE SERVICES POINTS, AND THE INTERFACE BETWEEN THE SERVICES POINTS AND THE RESPECTIVE ENGINEERING SYSTEMS.

ISSUE FOR TENDER

ARCHITECTS

ABN: 21 134 476 065
PELAOO COMPLEX, BUILDING 3, LEVEL 2
21-31 GOODWOOD ST, RICHMOND VIC 3121, AUSTRALIA
PH: (03) 9885 2333
THIS ARCHITECTURAL DESIGN IS THE COPYRIGHT OF SILVER THOMAS HANLEY (AUS) PTY LTD ABN 21 134 476 065 AND SHALL NOT BE REPRODUCED WITHOUT THEIR WRITTEN PERMISSION

CLIENT

Hunter New England Local Health District

PROJECT

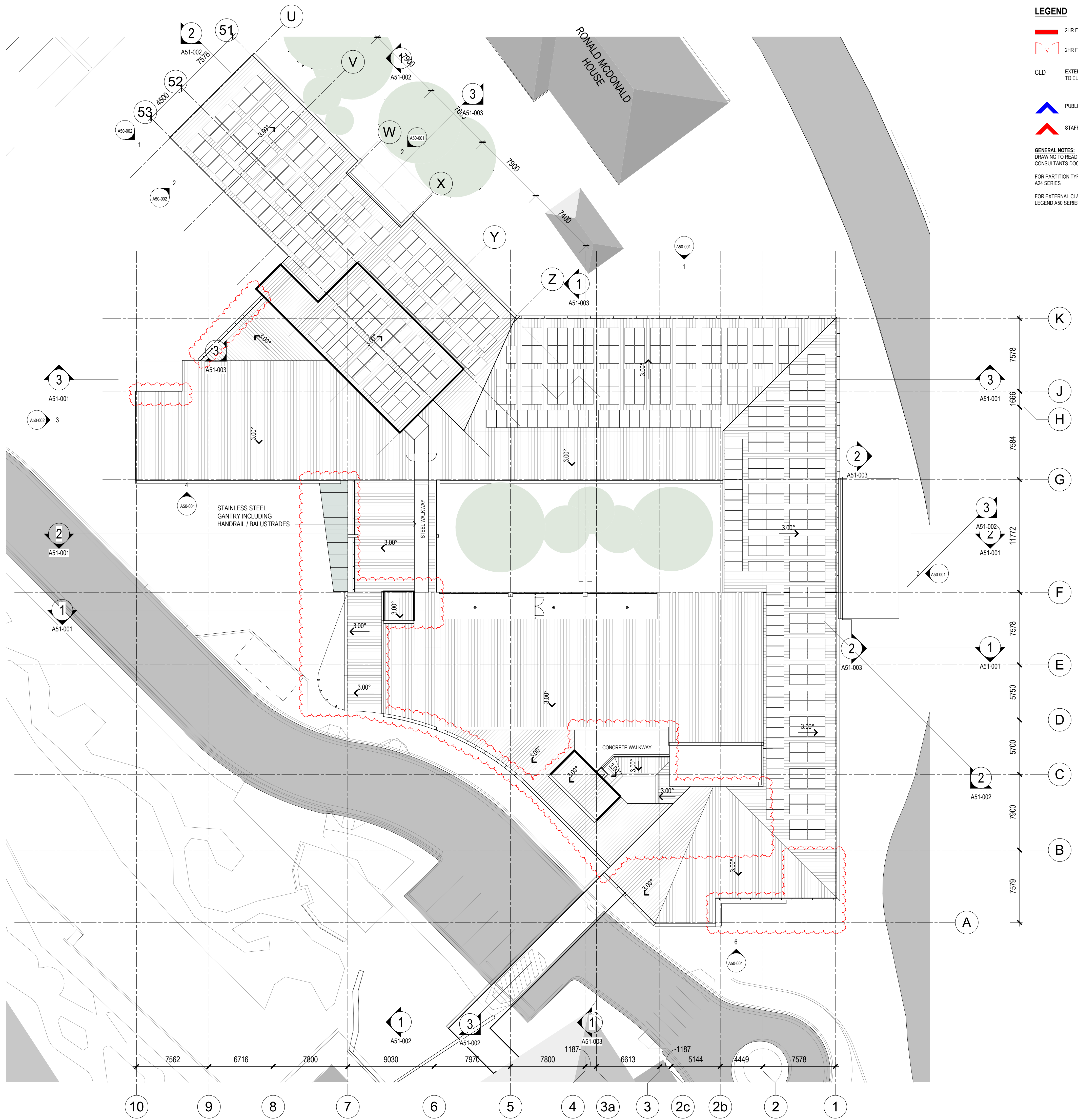
TAMWORTH MENTAL HEALTH UNIT
Dean Street Tamworth NSW

DRAWING TITLE
OVERALL FLOOR PLAN - LEVEL 03

SCALE: 1:200@A1 DATE: 09/15/22 DRAWN BY: AB CHECKED: EM

PROJECT No: 10500.1 A20-300 DRAWING No: REVISION: **R**

A:\asoc\Docs\10500.01_Tamworth Mental Health Unit\TMHU_BUILDING_A022.rvt



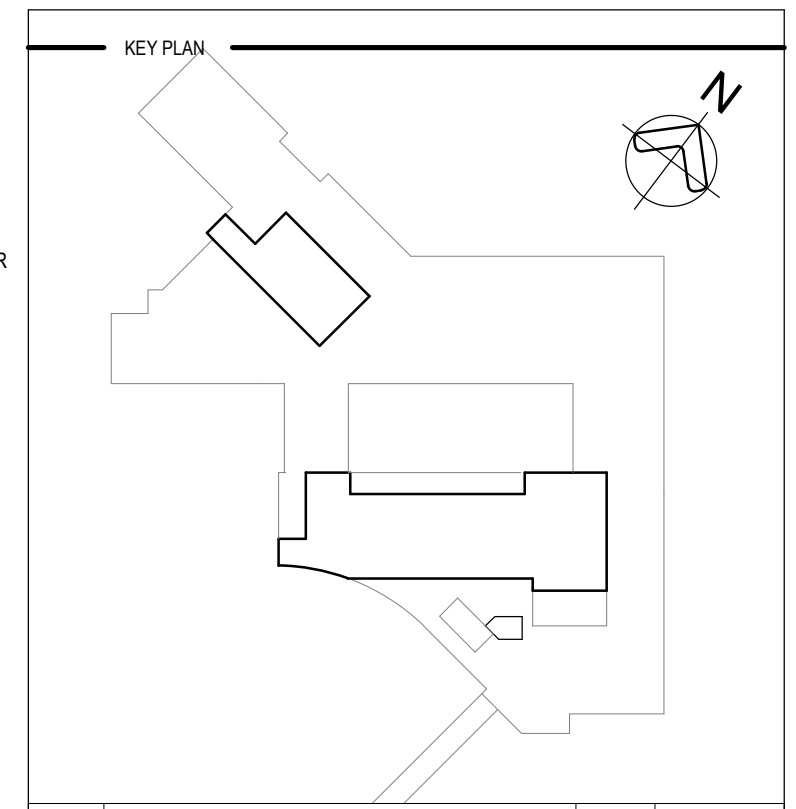
LEGEND

- 2HR FIRE RATED WALLS
- 2HR FIRE RATED DOORS
- CLD EXTERNAL CLADDING FOR DETAILS REFER TO ELEVATIONS ON A50 SERIES
- PUBLIC
- STAFF

GENERAL NOTES:
DRAWING TO READ IN CONJUNCTION WITH CONSULTANTS DOCUMENTATION

FOR PARTITION TYPES REFER TO PARTITION DETAILS A24 SERIES

FOR EXTERNAL CLADDING REFER TO ELEVATION LEGEND A50 SERIES



REV	DESCRIPTION	DRN	DATE
A	REF - DRAFT ISSUE	DP	04/11/2022
B	REF - DRAFT ISSUE 2	DP	11/11/2022
C	ISSUED FOR COORDINATION	DP	18/11/2022
D	ISSUED FOR COORDINATION/PRICING	DP	01/12/2022
E	REF ISSUE	DP	02/12/2022
F	SD REPORT ISSUE	DP	16/12/2022
G	ISSUED FOR COORDINATION	DP	02/01/2023
H	REF ISSUE	DP	10/02/2023
J	DRAFT ISSUE FOR REVIEW/COORDINATION	DP	24/02/2023
K	ISSUED FOR COORDINATION	DP	17/03/2023
L	ISSUED FOR COORDINATION	DP	06/04/2023
M	ISSUED FOR COORDINATION	DP	14/04/2023
N	DRAFT DD ISSUED FOR COORDINATION	DP	21/04/2023
P	ISSUE FOR TENDER	DP	05/05/2023
Q	REF ISSUE	DP	06/07/2023

COPYRIGHT
ALL RIGHTS RESERVED. THIS WORK IS COPYRIGHT AND CANNOT BE REPRODUCED OR COPIED IN ANY FORM OR BY ANY MEANS (GRAPHIC, ELECTRONIC OR MECHANICAL INCLUDING PHOTOCOPIING) WITHOUT THE WRITTEN PERMISSION OF THE PRINCIPAL UNDER THE TERMS OF THE CONTRACT. ANY LICENCE EXPRESS OR IMPLIED, TO USE THE DOCUMENT FOR ANY PURPOSES IS RESTRICTED TO THE TERMS OF THE AGREEMENT OR IMPLIED AGREEMENT WITH THE PRINCIPAL UNDER THE TERMS OF THE CONTRACT.

DIMENSIONS
USE FIGURED DIMENSIONS, DO NOT SCALE. CONTRACTORS MUST VERIFY ALL DIMENSIONS ON THE SITE BEFORE COMMENCING ANY WORK OR MAKING ANY SHOP DRAWING WHICH MUST BE SUBMITTED AND REVIEWED BEFORE MANUFACTURE.

FIXTURES, FITTINGS & EQUIPMENT SPECIFICATIONS
SUBSTITUTE FFAE EQUIPMENT SPECIFICATIONS
THE FIT-OUT DESIGN AND DOCUMENTATION HAS BEEN COMPLETED ON THE BASIS OF FFAE AND EQUIPMENT ADVISED TO THIS OFFICE AT THE TIME OF BRIEFING THE DESIGN. THE DESIGN PROVISIONS FOR FFAE AND EQUIPMENT INCORPORATES SPATIAL ALLOCATIONS, SERVICING, LOADING AND ACCESS CLEARANCES AND WHERE APPROPRIATE SERVICES REQUIREMENTS, HAVING DUE REGARD FOR SURROUNDING FIXTURES AND FITTINGS. IT SHOULD BE NOTED THAT SUBSTITUTE FFAE OR EQUIPMENT WITH ALTERNATE SPECIFICATIONS SHOULD NOT BE PROCURED PRIOR TO VALIDATING THOSE SPECIFICATIONS AGAINST THE ITEM CONTROL SCHEDULE AND DESIGN PROVISIONS IN THE MODEL. THIS OFFICE ACCEPTS NO RESPONSIBILITY FOR THE PROCUREMENT OF SUBSTITUTE FFAE AND EQUIPMENT WHICH HAS NOT BEEN REVIEWED AND VALIDATED AGAINST THE ORIGINAL DESIGN PROVISIONS.

SERVICE POINTS DISCLAIMER
THE SERVICE POINTS IDENTIFIED ON THESE DRAWINGS HAVE BEEN OVERLAYED FROM THE BUILDING SERVICES ENGINEERING MODEL, AND ARE PROVIDED FOR INFORMATION AND SET-OUT PURPOSES ONLY. WE HAVE BEEN ADVISED BY THE SERVICES ENGINEERS THAT THE POINTS REPRESENTED ON THESE DRAWINGS ARE CORRECT AT THE TIME OF PUBLICATION. THIS OFFICE DOES NOT WARRANT THE ACCURACY OF THIS DATA. REFER TO THE BUILDING SERVICES ENGINEERING DOCUMENTATION FOR THE INSTALLATION OF THE SERVICES POINTS, AND THE INTERFACE BETWEEN THE SERVICES POINTS AND THE RESPECTIVE ENGINEERING SYSTEMS.

ISSUE FOR TENDER

ARCHITECTS

ABN: 21 134 476 065
PELAO COMPLEX, BUILDING 3, LEVEL 2
21-31 GOODWOOD ST, RICHMOND VIC 3121, AUSTRALIA
PH: (03) 9885 2333
THIS ARCHITECTURAL DESIGN IS THE COPYRIGHT OF SILVER THOMAS HANLEY (AUS) PTY LTD ABN 21 134 476 065 AND SHALL NOT BE REPRODUCED WITHOUT THEIR WRITTEN PERMISSION

CLIENT

Hunter New England Local Health District

PROJECT

TAMWORTH MENTAL HEALTH UNIT
Dean Street Tamworth NSW

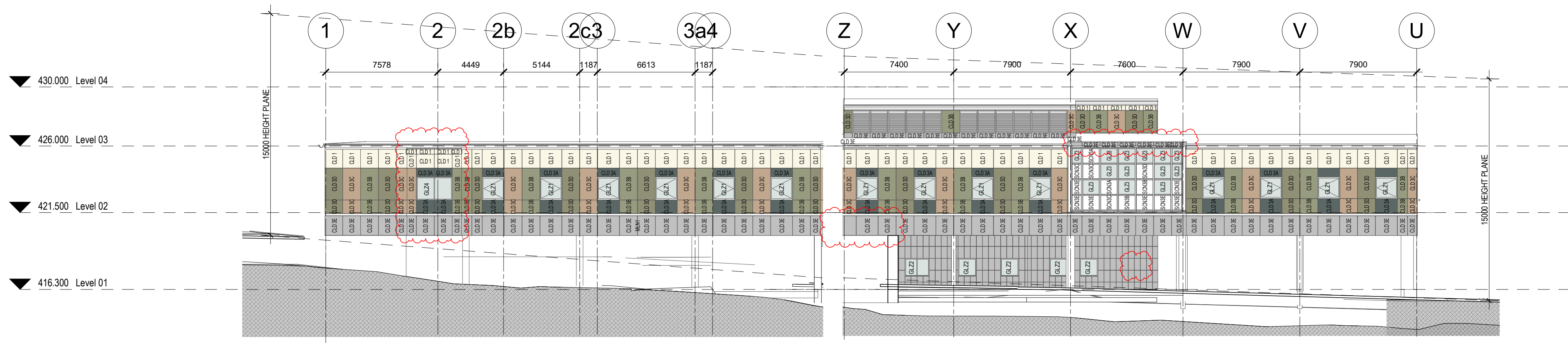
DRAWING TITLE

ROOF PLAN

SCALE: 1:200@A1 DATE: 12/18/21 DRAWN BY: AB, DP CHECKED: EM

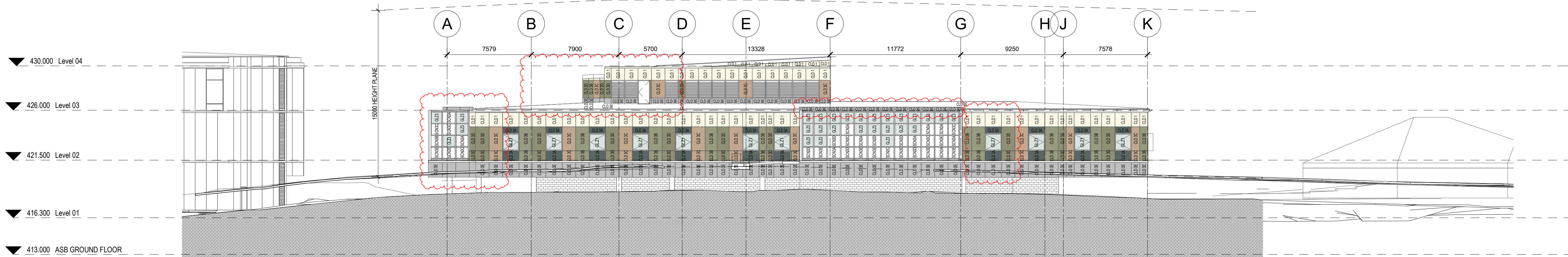
PROJECT No: 10500.1 DRAWING No: A20-500 REVISION: Q

A:\asdas\Docs\10500.01_Tamworth Mental Health Unit\THMU_BUILDING_A20-500.rvt



1 NORTH ELEVATION - 01
SCALE: 1 : 200

2 NORTH ELEVATION - 02
SCALE: 1 : 200



3 EAST ELEVATION - 01
SCALE: 1 : 200



4 SOUTH ELEVATION - 01
SCALE: 1 : 200

5 SOUTH ELEVATION - 02
SCALE: 1 : 200

6 SOUTH ELEVATION - 03
SCALE: 1 : 200

NOTE:
BEDROOM AND SOME OTHER WINDOWS REQUIRE VISIBLE GLASS IN THE HD JOCKEY SASH TO BE 10% ROOM AREA.
1. EQUATES FOR 15M2 BEDROOM TO 1.5M2 OF JOCKEY SASH (JS) GLASS, WITH JS NOM 100MM FRAME + PRIMARY WINDOW FRAME IS APPROX 2.4M2 WINDOW INCLUDING FRAME.
2. EQUATES FOR 19M2 SPECIAL BEDROOM TO 1.9M2 VISION GLAZING AND 2.85M2 WINDOW INCLUDING FRAME.
3. OTHER ROOMS - SIZES TO BE CONFIRMED

MATERIALS LEGEND

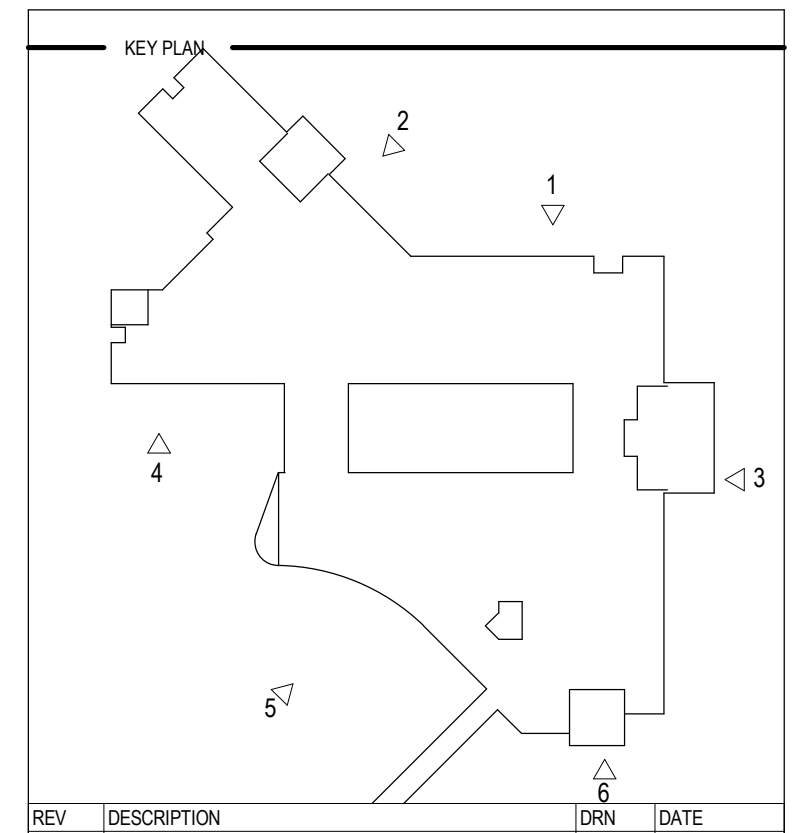
- MTFL METAL FLASHING AND CAPPING TO WALL CLADDING, ROOFS, FASCIAS AND GUTTER TO MATCH ROOF FINISH - COLOUR SURFMIST
- CLD1 CEMINTEL SURROUND - COLOUR IN 'WHITEISH LEATHER' (TO BE CUT ACCORDING TO FACADE) 1200mm x 3000mm TRIMMED AND SEALED
- CLD2 FRONTEK - ST182 (STONE TEXTURED) EXTRUDED PORCELAIN CLADDING TILES 405mm x 800mm
- CLD3a CEMINTEL SURROUND - COLOUR IN 'BLUEISH LEATHER' (TO BE CUT ACCORDING TO FACADE) 1200mm x 3000mm TRIMMED AND SEALED
- CLD3b CEMINTEL SURROUND - COLOUR IN 'GREENISH METAL' (TO BE CUT ACCORDING TO FACADE) 1200mm x 3000mm TRIMMED AND SEALED

- CLD3c CEMINTEL SURROUND - COLOUR IN 'HUSK' (TO BE CUT ACCORDING TO FACADE) 1200mm x 3000mm TRIMMED AND SEALED
- CLD3d CEMINTEL SURROUND - COLOUR IN 'GREENISH LEATHER' (TO BE CUT ACCORDING TO FACADE) 1200mm x 3000mm TRIMMED AND SEALED
- CLD3e CEMINTEL SURROUND - COLOUR IN 'GREYISH LEATHER' (TO BE CUT ACCORDING TO FACADE) 1200mm x 3000mm TRIMMED AND SEALED
- SCNXX SCNXX (XX- RELATES TO CLD MATCH) LOCKER GROUP APOLLO 300 - ASSORTED COLOURS (TO MATCH CEMINTEL COLOUR PALETTE) FINISH PERFORATED POWDERCOATED METAL PANEL LOCATION: COURTYARDS AND LEVEL 02 MAIN ENTRY

- CLDEX1 EXISTING FACADE PANEL
- FNC SECURE PLANTER SCREEN STEEL FLEXI CHAIN WIRE MESH IN SILVER CHAIN WIRE MESH SCREEN, STEEL SECURED TO CONCRETE SLAB AND SOFFIT THROUGH TENSION RODS
- FNC_ART PLASTIC COATED FLEXI CHAIN WIRE MESH FRAMED AND SECURED ON TENSION OFFS
- MRF1 METAL DECK ROOF IN LYSAGHT KLIPLOCK 700 HIGH STRENGTH PROFILE IN SURFMIST RAINWATER GOODS FINISH IN COLORBOND SHALE GREY - 300mm HALF ROUND GUTTER AND 150mm DIA DOWN PIPES

- GLZ1 DOUBLE-GLAZED UNIT (8mm CLEAR HEAT STRENGTHENED +12mm AIR SPACE + 11.52mm CLEAR LAMINATED HEAT STRENGTHENED) COUPLED WITH A JOCKEY SASH JOCKEY SASH FRAME TO BE HEAVY DUTY GAUGE/SECTION TO TAKE GLASS THICKNESS FOR CONSUMER AREAS HINGED WINDOW COMPRISING OF 14.28mm CLEAR TOUGHENED LAMINATED VIRIDIAN ASSUALT GUARD ULTRA GLAZING. BOTTOM HALF OF SURFACE 4 OF DOUBLE-GLAZED UNITS TO ALL BEDROOMS TO INCORPORATE A CERAMIC FRIT/ FILM
- GLZ2 DOUBLE-GLAZED UNIT (8mm CLEAR HEAT STRENGTHENED +12mm AIR SPACE + 11.52mm CLEAR LAMINATED HEAT STRENGTHENED)
- GLZ3 VIRIDIAN ASSUALT GUARD ULTRA COMPRISING OF 14.28mm CLEAR LAMINATED HEAT STRENGTHENED GLAZING.
- GLZ4 DOUBLE-GLAZED UNIT COMPRISING OF TINTED 8mm CLEAR HEAT STRENGTHENED +12mm AIR SPACE + 14.28mm VIRIDIAN ASSUALT GUARD ULTRA LAMINATED HEAT STRENGTHENED GLAZING. BOTTOM HALF OF SURFACE 3 OF GLAZING UNIT TO INCORPORATE A CERAMIC FRIT/ FILM
- GLZ5 13.52mm CLEAR LAMINATED GLASS H/S TO AS 1288
- GLZ6 COLOURBACK GLASS

NOTE: Glass external and internal reflectance shall be minimised where possible, with external reflectance not exceeding 15%. Bedroom glazing with ceramic frit will comply with the requirements of ASTM C1379, ASTM C1048 and ASTM D2244, and shall not fade, chalk or show any other form of deterioration for the duration of the design life. All glazing to assume Low-E coating and have a thermally broken frame as per facade engineer and JV3 Sustainability requirements and specification.



REV	DESCRIPTION	DATE
A	REF - DRAFT ISSUE	DP 04/11/2022
B	REF - DRAFT ISSUE 2	DP 11/11/2022
C	ISSUED FOR COORDINATION	DP 18/11/2022
D	ISSUED FOR COORDINATION/PRICING	DP 01/12/2022
E	REF ISSUE	DP 02/12/2022
F	SD REPORT ISSUE	DP 16/12/2022
G	REF ISSUE	DP 20/12/2022
H	REF ISSUE	DP 10/02/2023
J	DRAFT ISSUE FOR REVIEW/COORDINATION	DP 24/02/2023
K	DRAFT DOO ISSUED FOR COORDINATION	DP 21/04/2023
L	ISSUE FOR TENDER	DP 05/05/2023
M	TENDER ADDENDUM	DP 26/06/2023
N	REF ISSUE	DP 05/07/2023

COPYRIGHT
ALL RIGHTS RESERVED. THIS WORK IS COPYRIGHT AND CANNOT BE REPRODUCED OR COPIED IN ANY FORM OR BY ANY MEANS (GRAPHIC, ELECTRONIC OR MECHANICAL INCLUDING PHOTOCOPYING) WITHOUT THE WRITTEN PERMISSION OF THE PRINCIPAL UNDER THE TERMS OF THE CONTRACT. ANY LICENCE EXPRESS OR IMPLIED, TO USE THE DOCUMENT FOR ANY PURPOSE WHATSOEVER IS RESTRICTED TO THE TERMS OF THE AGREEMENT OR IMPLIED AGREEMENT WITH THE PRINCIPAL UNDER THE TERMS OF THE CONTRACT.

DIMENSIONS
USE FIGURED DIMENSIONS, DO NOT SCALE. CONTRACTORS MUST VERIFY ALL DIMENSIONS ON THE SITE BEFORE COMMENCING ANY WORK OR MAKING ANY SHOP DRAWING WHICH MUST BE SUBMITTED AND REVIEWED BEFORE MANUFACTURE.

SERVICE POINTS DISCLAIMER
THE SERVICE POINTS IDENTIFIED ON THESE DRAWINGS HAVE BEEN OVERLAYED FROM THE BUILDING SERVICES ENGINEERING MODEL, AND ARE PROVIDED FOR INFORMATION AND SET-OUT PURPOSES ONLY. WE HAVE BEEN ADVISED BY THE SERVICES ENGINEERS THAT THE POINTS REPRESENTED ON THESE DRAWINGS ARE CORRECT AT THE TIME OF PUBLICATION. THIS OFFICE DOES NOT WARRANT THE ACCURACY OF THIS DATA. REFER TO THE BUILDING SERVICES ENGINEERING DOCUMENTATION FOR THE INSTALLATION OF THE SERVICES POINTS, AND THE INTERFACE BETWEEN THE SERVICES POINTS AND THE RESPECTIVE ENGINEERING SYSTEMS.

ISSUE FOR TENDER

ARCHITECTS

ABN: 21 134 475 955
PELAOO COMPLEX, BUILDING 3, LEVEL 2
21-31 GOODWOOD ST, RICHMOND VIC 3121, AUSTRALIA
PH: (03) 9885 2333
THIS ARCHITECTURAL DESIGN IS THE COPYRIGHT OF SILVER THOMAS HANLEY (AUS) PTY LTD ABN 21 134 476 065 AND SHALL NOT BE REPRODUCED WITHOUT THEIR WRITTEN PERMISSION
CLIENT

Hunter New England Local Health District

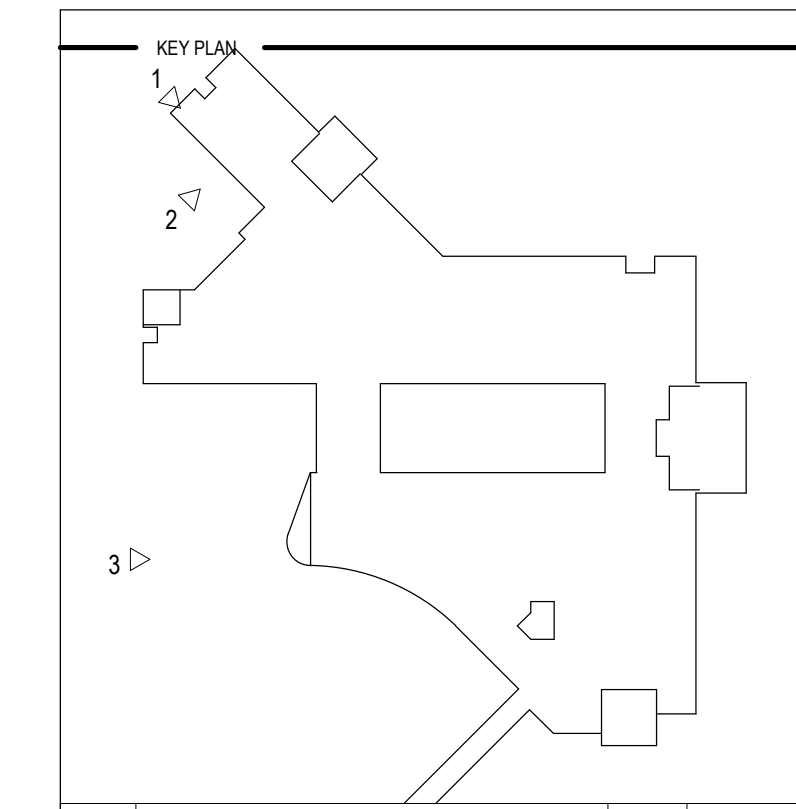
PROJECT

TAMWORTH MENTAL HEALTH UNIT
Dean Street Tamworth NSW

DRAWING TITLE
BUILDING ELEVATIONS

SCALE	DATE	DRAWN BY	CHECKED
As indicated@A1	12/18/21	AB	DP
PROJECT No	DRAWING No	REVISION	
10500.1	A50-001		N

A:\asdas\docs\10500.01_Tamworth Mental Health Unit\THU_BLDG_ELEV.dwg



REV	DESCRIPTION	DRN	DATE
A	REF - DRAFT ISSUE	DP	04/11/2022
B	REF - DRAFT ISSUE 2	DP	11/11/2022
C	ISSUED FOR COORDINATION	DP	18/11/2022
D	ISSUED FOR COORDINATION/PRICING	DP	01/12/2022
E	REF ISSUE	DP	02/12/2022
F	SD REPORT ISSUE	DP	16/12/2022
G	REF ISSUE	DP	20/12/2022
H	REF ISSUE	DP	10/02/2023
J	DRAFT ISSUE FOR REVIEW/COORDINATION	DP	24/02/2023
K	DRAFT DO ISSUED FOR COORDINATION	DP	21/04/2023
L	ISSUE FOR TENDER	DP	05/05/2023
M	TENDER ADDENDUM	DP	26/06/2023
N	REF ISSUE	DP	05/07/2023

COPYRIGHT
 ALL RIGHTS RESERVED. THIS WORK IS COPYRIGHT AND CANNOT BE REPRODUCED OR COPIED IN ANY FORM OR BY ANY MEANS (GRAPHIC, ELECTRONIC OR MECHANICAL INCLUDING PHOTOCOPIING) WITHOUT THE WRITTEN PERMISSION OF THE PRINCIPAL UNDER THE TERMS OF THE CONTRACT. ANY LICENCE EXPRESS OR IMPLIED, TO USE THE DOCUMENT FOR ANY PURPOSE WHATSOEVER IS RESTRICTED TO THE TERMS OF THE AGREEMENT OR IMPLIED AGREEMENT WITH THE PRINCIPAL UNDER THE TERMS OF THE CONTRACT.

DIMENSIONS
 USE FIGURED DIMENSIONS, DO NOT SCALE. CONTRACTORS MUST VERIFY ALL DIMENSIONS ON THE SITE BEFORE COMMENCING ANY WORK OR MAKING ANY SHOP DRAWING WHICH MUST BE SUBMITTED AND REVIEWED BEFORE MANUFACTURE.

FIXTURES, FITTINGS & EQUIPMENT SPECIFICATIONS
 SUBSTITUTE FF&E EQUIPMENT SPECIFICATIONS
 THE FIT-OUT DESIGN AND DOCUMENTATION HAS BEEN COMPLETED ON THE BASIS OF FF&E AND EQUIPMENT ADVISED TO THIS OFFICE AT THE TIME OF BRIEFING THE DESIGN. THE DESIGN PROVISIONS FOR FF&E AND EQUIPMENT INCORPORATES SPATIAL ALLOCATIONS, SERVICES, LOADING AND ACCESS CLEARANCES AND WHERE APPROPRIATE SERVICES REQUIREMENTS, HAVING DUE REGARD FOR SURROUNDING FIXTURES AND FITTINGS. IT SHOULD BE NOTED THAT SUBSTITUTE FF&E OR EQUIPMENT WITH ALTERNATE SPECIFICATIONS SHOULD NOT BE PROCURED PRIOR TO VALIDATING THOSE SPECIFICATIONS AGAINST THE ITEM CONTROL SCHEDULE AND DESIGN PROVISIONS IN THE MODEL. THIS OFFICE ACCEPTS NO RESPONSIBILITY FOR THE PROCUREMENT OF SUBSTITUTE FF&E AND EQUIPMENT WHICH HAS NOT BEEN REVIEWED AND VALIDATED AGAINST THE ORIGINAL DESIGN PROVISIONS.

SERVICE POINTS DISCLAIMER
 THE SERVICE POINTS IDENTIFIED ON THESE DRAWINGS HAVE BEEN OVERLAYED FROM THE BUILDING SERVICES ENGINEERING MODEL, AND ARE PROVIDED FOR INFORMATION AND SET-OUT PURPOSES ONLY. WE HAVE BEEN ADVISED BY THE SERVICES ENGINEERS THAT THE POINTS REPRESENTED ON THESE DRAWINGS ARE CORRECT AT THE TIME OF PUBLICATION. THIS OFFICE DOES NOT WARRANT THE ACCURACY OF THIS DATA. REFER TO THE BUILDING SERVICES ENGINEERING DOCUMENTATION FOR THE INSTALLATION OF THE SERVICES POINTS, AND THE INTERFACE BETWEEN THE SERVICES POINTS AND THE RESPECTIVE ENGINEERING SYSTEMS.

ISSUE FOR TENDER

ARCHITECTS

ABN: 21 134 476 065
 21-31 GOODWOOD ST, RICHMOND VIC 3121, AUSTRALIA
 PH: (03) 9885 2333
 THIS ARCHITECTURAL DESIGN IS THE COPYRIGHT OF SILVER THOMAS HANLEY (AUS) PTY LTD ABN 21 134 476 065 AND SHALL NOT BE REPRODUCED WITHOUT THEIR WRITTEN PERMISSION
 CLIENT

Hunter New England Local Health District

PROJECT

TAMWORTH MENTAL HEALTH UNIT
 Dean Street Tamworth NSW

DRAWING TITLE
BUILDING ELEVATIONS

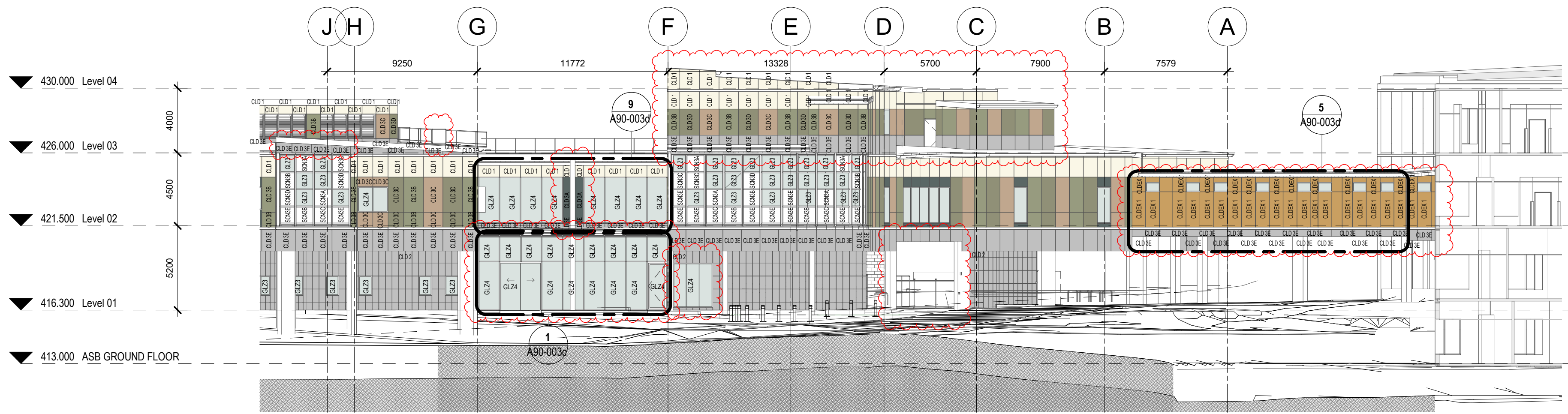
SCALE	DATE	DRAWN BY	CHECKED
As indicated@A1	09/15/22	AB	DP
PROJECT No	DRAWING No	REVISION	
10500.1	A50-002		N



1 WEST ELEVATION - 01
 SCALE: 1 : 200



2 SOUTH ELEVATION - 04
 SCALE: 1 : 200



3 WEST ELEVATION - 03
 SCALE: 1 : 200

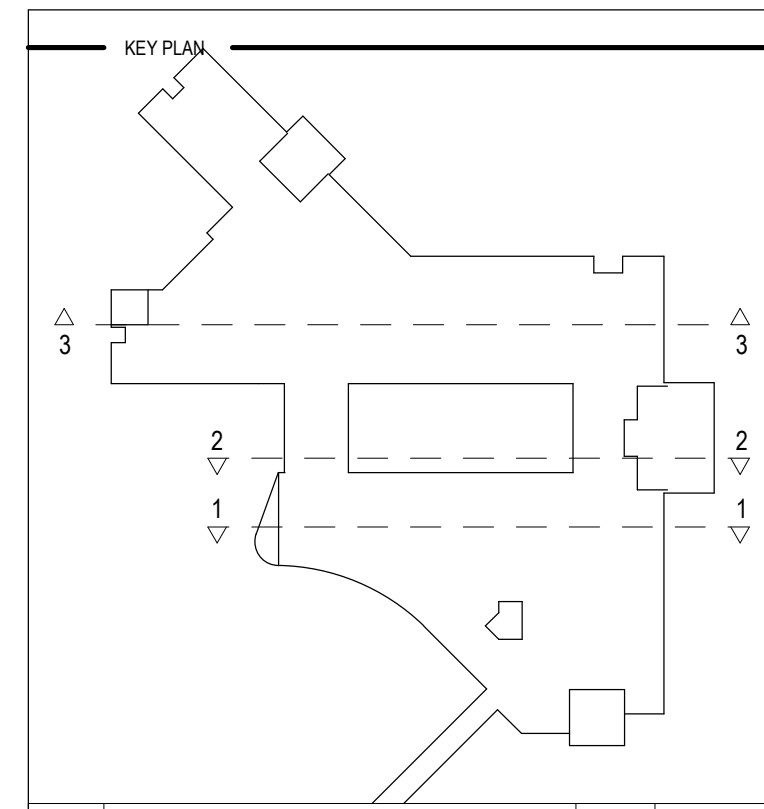
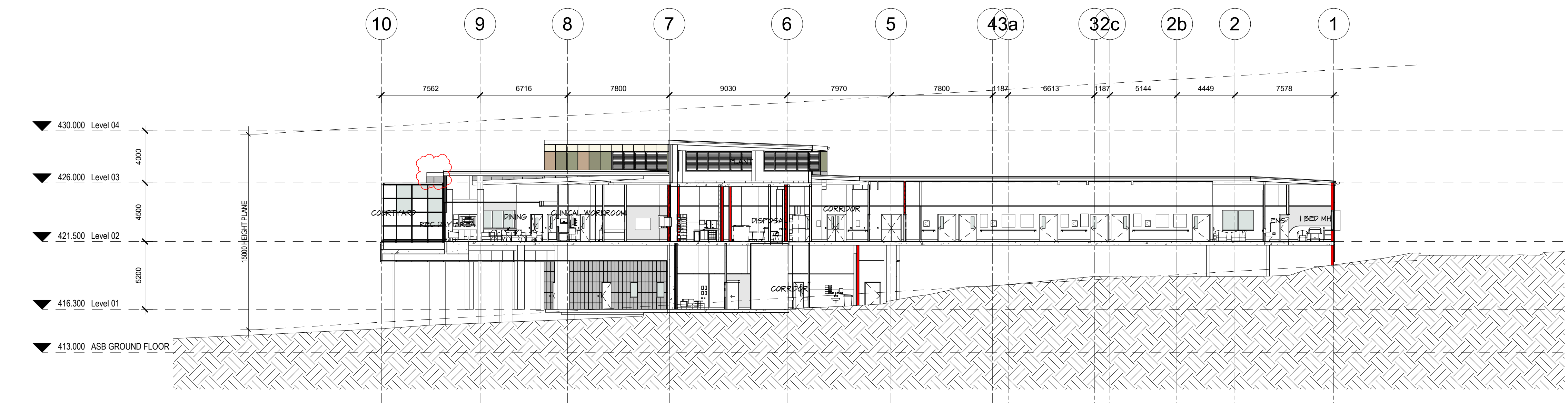
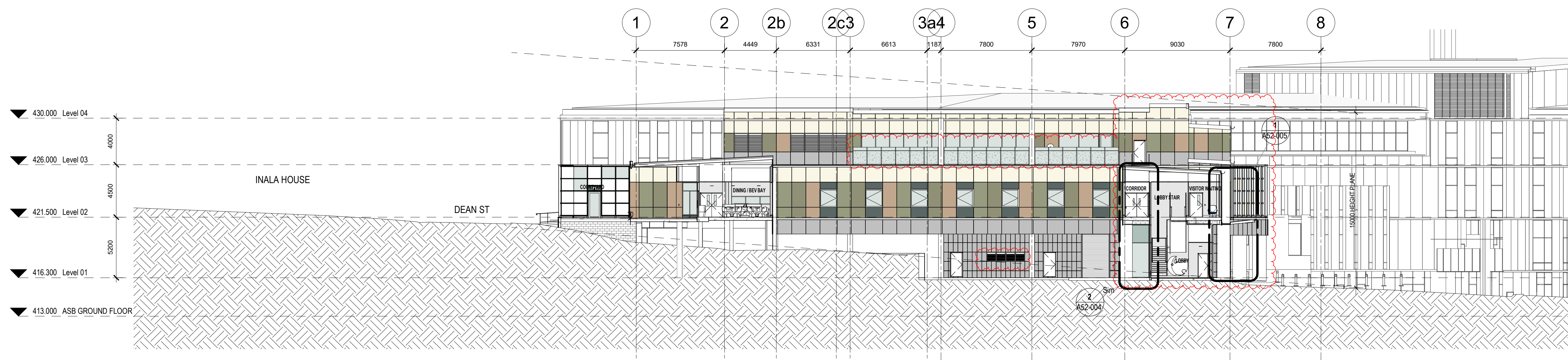
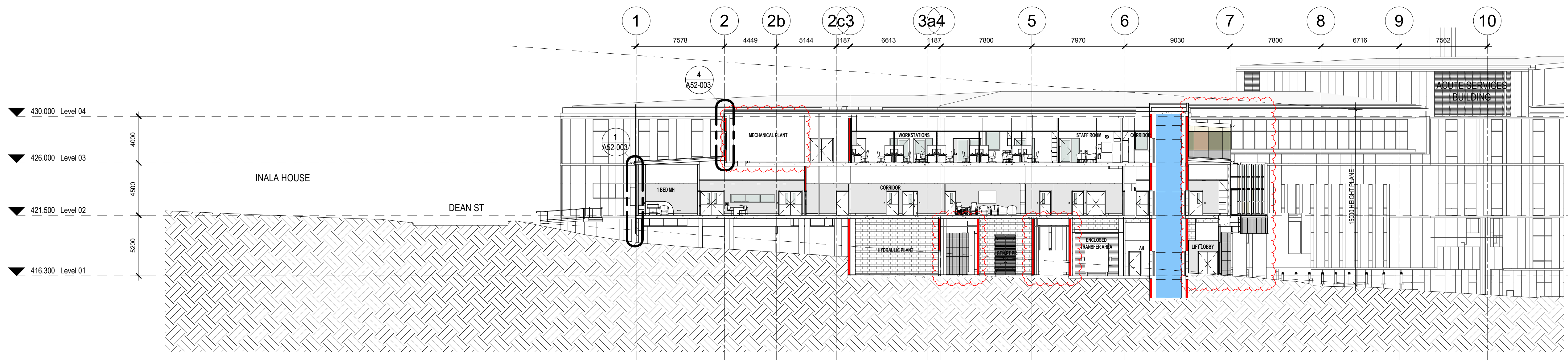
MATERIALS LEGEND

MTFL	METAL FLASHING AND CAPPING TO WALL CLADDING, ROOFS, FASCIAS AND GUTTER TO MATCH ROOF FINISH - COLOUR SURFMIST	CLD3c	CEMTEL SURROUND - COLOUR IN 'HUSK' (TO BE CUT ACCORDING TO FACADE) 1200mm x 3000mm TRIMMED AND SEALED	CLDEX1	EXISTING FACADE PANEL	GLZ1	DOUBLE-GLAZED UNIT (8mm CLEAR HEAT STRENGTHENED +12mm AIR SPACE + 11.52mm CLEAR LAMINATED HEAT STRENGTHENED) COUPLED WITH A JOCKEY SASH JOCKEY SASH FRAME TO BE HEAVY DUTY GAUGE/SECTION TO TAKE GLASS THICKNESS FOR CONSUMER AREAS HINGED WINDOW COMPRISING OF 14.28mm CLEAR TOUGHENED LAMINATED VIRIDIAN ASSAULT GUARD ULTRA GLAZING. BOTTOM HALF OF SURFACE 4 OF DOUBLE-GLAZED UNITS TO ALL BEDROOMS TO ENCORPORATE A CERAMIC FRIT/ FILM
CLD1	CEMTEL SURROUND - COLOUR IN 'WHITEISH LEATHER' (TO BE CUT ACCORDING TO FACADE) 1200mm x 3000mm TRIMMED AND SEALED	CLD3d	CEMTEL SURROUND - COLOUR IN 'GREENISH LEATHER' (TO BE CUT ACCORDING TO FACADE) 1200mm x 3000mm TRIMMED AND SEALED	FNC	SECURE PLANTER SCREEN STEEL FLEXI CHAIN WIRE MESH IN SILVER CHAIN WIRE MESH SCREEN, STEEL SECURED TO CONCRETE SLAB ABD SOFFIT THROUGH TENSION RODS	GLZ2	DOUBLE-GLAZED UNIT (8mm CLEAR HEAT STRENGTHENED +12mm AIR SPACE + 11.52mm CLEAR LAMINATED HEAT STRENGTHENED)
CLD2	FRONTEK - ST182 (STONE TEXTURED) EXTRUDED PORCELAIN CLADDING TILES 405mm x 800mm	CLD3e	CEMTEL SURROUND - COLOUR IN 'GREYISH LEATHER' (TO BE CUT ACCORDING TO FACADE) 1200mm x 3000mm TRIMMED AND SEALED	FNC_ART	PLASTIC COATED FLEXI CHAIN WIRE MESH FRAMED AND SECURED ON STAND-OFFS	GLZ3	VIRIDIAN ASSAULT GUARD ULTRA COMPRISING OF 14.28mm CLEAR LAMINATED HEAT STRENGTHENED GLAZING.
CLD3a	CEMTEL SURROUND - COLOUR IN 'BLUEISH LEATHER' (TO BE CUT ACCORDING TO FACADE) 1200mm x 3000mm TRIMMED AND SEALED	SCNXX	SCNXX (XX- RELATES TO CLD MATCH) LOCKER GROUP APOLLO 300 - ASSORTED COLOURS (TO MATCH CEMINTEL COLOUR PALETTE) FINISH PERFORATED POWDERCOATED METAL PANEL LOCATION: COURTYARDS AND LEVEL 02 MAIN ENTRY	MRF1	METAL DECK ROOF IN LYSAGHT KLIPLOCK 700 HIGH STRENGTH PROFILE IN SURFMIST RAINWATER GOODS FINISH IN COLORBOND SHALE GREY - 300mm HALF ROUND GUTTER AND 150mm DIA DOWN PIPES	GLZ4	DOUBLE-GLAZED UNIT COMPRISING OF TINTED 8mm CLEAR HEAT STRENGTHENED +12mm AIR SPACE + 14.28mm VIRIDIAN ASSAULT GUARD ULTRA LAMINATED HEAT STRENGTHENED GLAZING. BOTTOM HALF OF SURFACE 3 OF GLAZING UNIT TO ENCORPORATE A CERAMIC FRIT/ FILM
CLD3b	CEMTEL SURROUND - COLOUR IN 'GREENISH METAL' (TO BE CUT ACCORDING TO FACADE) 1200mm x 3000mm TRIMMED AND SEALED					GLZ5	13.52mm CLEAR LAMINATED GLASS H/S TO AS 1288
						GLZ6	COLOURBACK GLASS

NOTE:
 BEDROOM AND SOME OTHER WINDOWS REQUIRE VISIBLE GLASS IN THE HD JOCKEY SASH TO BE 10% ROOM AREA.
 1. EQUATES FOR 15M2 BEDROOM TO 1.5M2 OF JOCKEY SASH (JS) GLASS, WITH JS NOM 100MM FRAME + PRIMARY WINDOW FRAME IS APPROX 2.4M2 WINDOW INCLUDING FRAME.
 2. EQUATES FOR 19M2 SPECIAL BEDROOM TO 1.9M2 VISION GLAZING AND 2.85M2 WINDOW INCLUDING FRAME.
 3. OTHER ROOMS - SIZES TO BE CONFIRMED

NOTE: Glass external and internal reflectance shall be minimised where possible, with external reflectance not exceeding 15%. Bedroom glazing with ceramic frit will comply with the requirements of ASTM C1379, ASTM C1048 and ASTM D2244, and shall not fade, chalk or show any other form of deterioration for the duration of the design life. All glazing to assume Low-E coating and have a thermally broken frame as per facade engineer and JV3 Sustainability requirements and specification.

Asst:Doc:110500.01_Tamworth_Mental_Health_Unit/TMHU_BUILDING_A502.rvt



REV	DESCRIPTION	DRN	DATE
A	REF - DRAFT ISSUE 1	DP	04/11/2022
B	REF - DRAFT ISSUE 2	DP	11/11/2022
C	ISSUED FOR COORDINATION	DP	18/11/2022
D	ISSUED FOR COORDINATION/PRICING	DP	01/12/2022
E	REF ISSUE	DP	02/12/2022
F	SD REPORT ISSUE	DP	16/12/2022
G	REF ISSUE	DP	20/12/2022
H	REF ISSUE	DP	10/02/2023
I	REF ISSUE	DP	10/02/2023
J	DRAFT ISSUE FOR REVIEW/COORDINATION	DP	24/02/2023
K	DRAFT DO ISSUED FOR COORDINATION	DP	21/04/2023
L	ISSUE FOR TENDER	DP	05/05/2023
M	REF ISSUE	DP	06/07/2023

COPYRIGHT
ALL RIGHTS RESERVED. THIS WORK IS COPYRIGHT AND CANNOT BE REPRODUCED OR COPIED IN ANY FORM OR BY ANY MEANS (GRAPHIC, ELECTRONIC OR MECHANICAL INCLUDING PHOTOCOPIING) WITHOUT THE WRITTEN PERMISSION OF THE PRINCIPAL UNDER THE TERMS OF THE CONTRACT. ANY LICENCE EXPRESS OR IMPLIED, TO USE THE DOCUMENT FOR ANY PURPOSE WHATSOEVER IS RESTRICTED TO THE TERMS OF THE AGREEMENT OR IMPLIED AGREEMENT WITH THE PRINCIPAL UNDER THE TERMS OF THE CONTRACT.

DIMENSIONS
USE FIGURED DIMENSIONS, DO NOT SCALE. CONTRACTORS MUST VERIFY ALL DIMENSIONS ON THE SITE BEFORE COMMENCING ANY WORK OR MAKING ANY SHOP DRAWING WHICH MUST BE SUBMITTED AND REVIEWED BEFORE MANUFACTURE.

FIXTURES, FITTINGS & EQUIPMENT SPECIFICATIONS
SUBSTITUTE FF&E EQUIPMENT SPECIFICATIONS
THE FIT-OUT DESIGN AND DOCUMENTATION HAS BEEN COMPLETED ON THE BASIS OF FF&E AND EQUIPMENT ADVISED TO THIS OFFICE AT THE TIME OF BRIEFING THE DESIGN. THE DESIGN PROVISIONS FOR FF&E AND EQUIPMENT INCORPORATES SPATIAL ALLOCATIONS, SERVICING, LOADING AND ACCESS CLEARANCES AND WHERE APPROPRIATE SERVICES REQUIREMENTS, HAVING DUE REGARD FOR SURROUNDING FIXTURES AND FITTINGS. IT SHOULD BE NOTED THAT SUBSTITUTE FF&E OR EQUIPMENT WITH ALTERNATE SPECIFICATIONS SHOULD NOT BE PROCURED PRIOR TO VALIDATING THOSE SPECIFICATIONS AGAINST THE ITEM CONTROL SCHEDULE AND DESIGN PROVISIONS IN THE MODEL. THIS OFFICE ACCEPTS NO RESPONSIBILITY FOR THE PROCUREMENT OF SUBSTITUTE FF&E AND EQUIPMENT WHICH HAS NOT BEEN REVIEWED AND VALIDATED AGAINST THE ORIGINAL DESIGN PROVISIONS.

SERVICE POINTS DISCLAIMER
THE SERVICE POINTS IDENTIFIED ON THESE DRAWINGS HAVE BEEN OVERLAYED FROM THE BUILDING SERVICES ENGINEERING MODEL AND ARE PROVIDED FOR INFORMATION AND SET-OUT PURPOSES ONLY. WE HAVE BEEN ADVISED BY THE SERVICES ENGINEERS THAT THE POINTS REPRESENTED ON THESE DRAWINGS ARE CORRECT AT THE TIME OF PUBLICATION. THIS OFFICE DOES NOT WARRANT THE ACCURACY OF THIS DATA. REFER TO THE BUILDING SERVICES ENGINEERING DOCUMENTATION FOR THE INSTALLATION OF THE SERVICES POINTS, AND THE INTERFACE BETWEEN THE SERVICES POINTS AND THE RESPECTIVE ENGINEERING SYSTEMS.

ISSUE FOR TENDER

ARCHITECTS

ABN: 21 134 476 065
21-31 GOODWOOD ST, RICHMOND VIC 3121, AUSTRALIA
PH: (03) 9885 2333
THIS ARCHITECTURAL DESIGN IS THE COPYRIGHT OF SILVER THOMAS HANLEY (AUS) PTY LTD ABN 21 134 476 065 AND SHALL NOT BE REPRODUCED WITHOUT THEIR WRITTEN PERMISSION

CLIENT

Hunter New England Local Health District

PROJECT

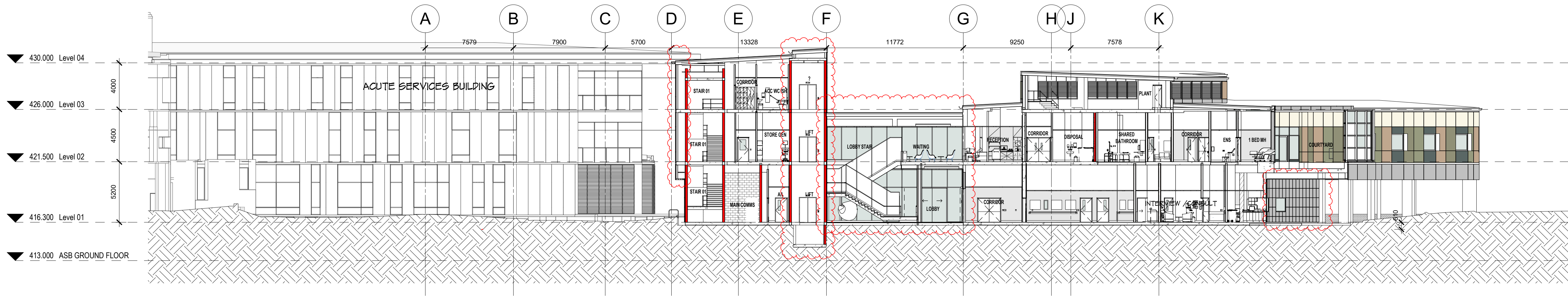
TAMWORTH MENTAL HEALTH UNIT
Dean Street Tamworth NSW

DRAWING TITLE
SECTIONS

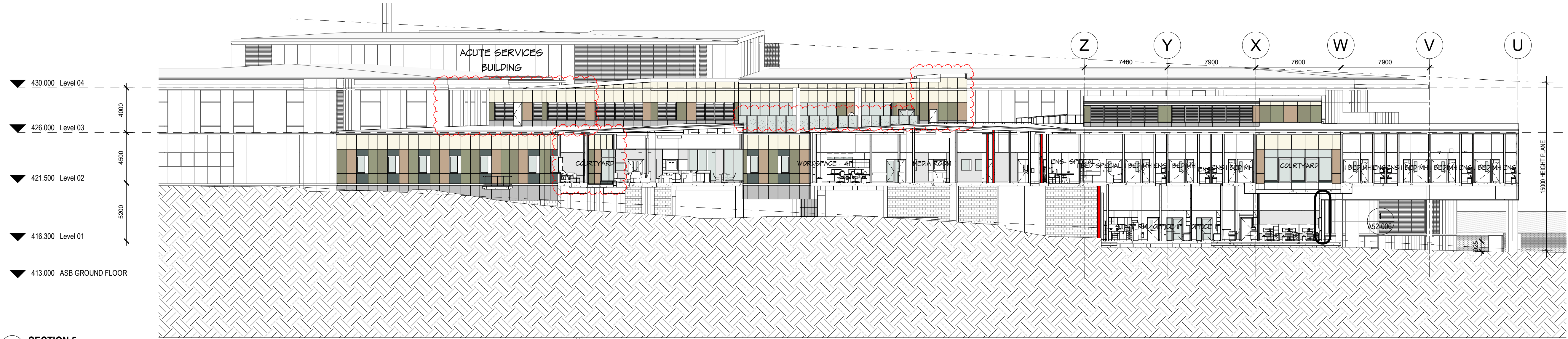
SCALE: 1:200@A1 DATE: 09/15/22 DRAWN BY: YL CHECKED: EM

PROJECT No: 10500.1 A51-001 DRAWING No: REVISION: **M**

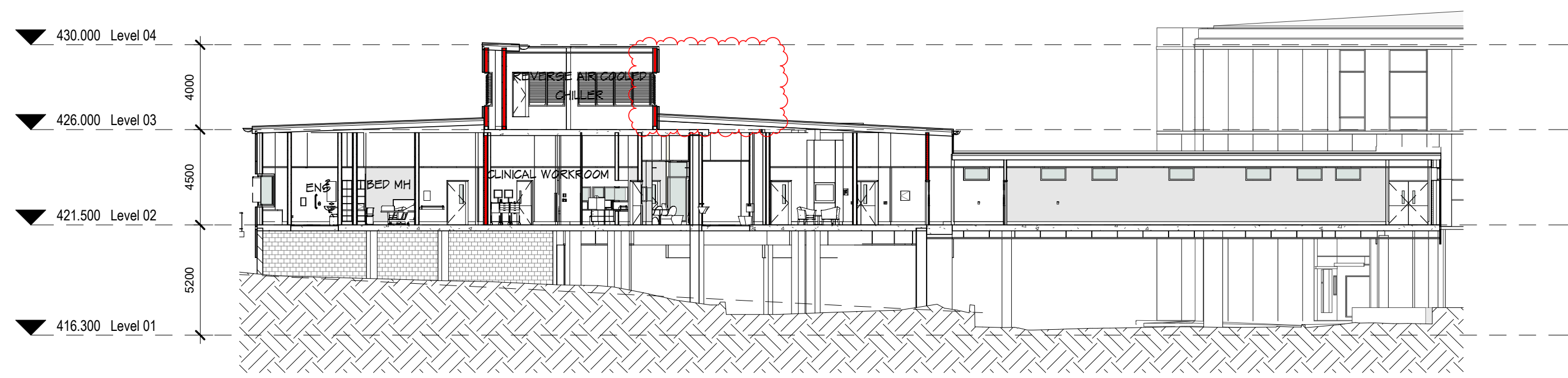
A:\asdas\Docs\10500.01_Tamworth Mental Health Unit\THMU_BUILDING_A51.rvt



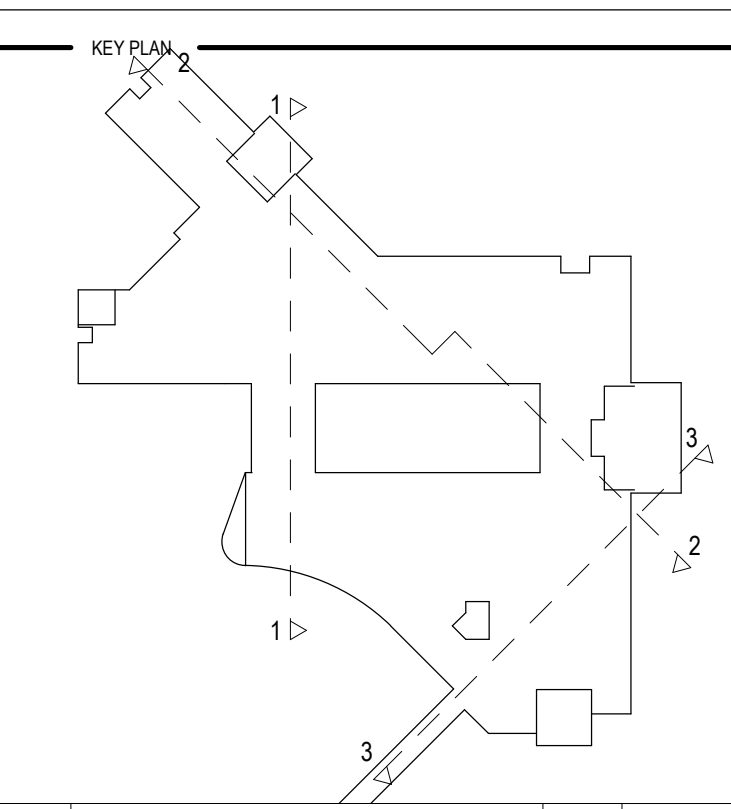
1 SECTION 4
SCALE: 1: 200



2 SECTION 5
SCALE: 1: 200



3 SECTION 6
SCALE: 1: 200



REV	DESCRIPTION	DRN	DATE
A	REF - DRAFT ISSUE	DP	04/11/2022
B	REF - DRAFT ISSUE 2	DP	11/11/2022
C	ISSUED FOR COORDINATION	DP	18/11/2022
D	ISSUED FOR COORDINATION/PRICING	DP	01/12/2022
E	REF ISSUE	DP	02/12/2022
F	SD REPORT ISSUE	DP	16/12/2022
G	REF ISSUE	DP	20/12/2022
H	REF ISSUE	DP	10/02/2023
J	DRAFT ISSUE FOR REVIEW/COORDINATION	DP	24/02/2023
K	DRAFT DO ISSUED FOR COORDINATION	DP	21/04/2023
L	ISSUE FOR TENDER	DP	05/05/2023
M	REF ISSUE	DP	06/07/2023

COPYRIGHT
ALL RIGHTS RESERVED. THIS WORK IS COPYRIGHT AND CANNOT BE REPRODUCED OR COPIED IN ANY FORM OR BY ANY MEANS (GRAPHIC, ELECTRONIC OR MECHANICAL INCLUDING PHOTOCOPIING) WITHOUT THE WRITTEN PERMISSION OF THE PRINCIPAL UNDER THE TERMS OF THE CONTRACT. ANY LICENCE EXPRESS OR IMPLIED, TO USE THE DOCUMENT FOR ANY PURPOSE WHATSOEVER IS RESTRICTED TO THE TERMS OF THE AGREEMENT OR IMPLIED AGREEMENT WITH THE PRINCIPAL UNDER THE TERMS OF THE CONTRACT.

DIMENSIONS
USE FIGURED DIMENSIONS, DO NOT SCALE. CONTRACTORS MUST VERIFY ALL DIMENSIONS ON THE SITE BEFORE COMMENCING ANY WORK OR MAKING ANY SHOP DRAWING WHICH MUST BE SUBMITTED AND REVIEWED BEFORE MANUFACTURE.

FIXTURES, FITTINGS & EQUIPMENT SPECIFICATIONS
SUBSTITUTE FF&E EQUIPMENT SPECIFICATIONS
THE FIT-OUT DESIGN AND DOCUMENTATION HAS BEEN COMPLETED ON THE BASIS OF FF&E AND EQUIPMENT ADVISED TO THIS OFFICE AT THE TIME OF BRIEFING THE DESIGN. THE DESIGN PROVISIONS FOR FF&E AND EQUIPMENT INCORPORATES SPATIAL ALLOCATIONS, SERVICING, LOADING AND ACCESS CLEARANCES AND WHERE APPROPRIATE SERVICES REQUIREMENTS, HAVING DUE REGARD FOR SURROUNDING FIXTURES AND FITTINGS. IT SHOULD BE NOTED THAT SUBSTITUTE FF&E OR EQUIPMENT WITH ALTERNATE SPECIFICATIONS SHOULD NOT BE PROCURED PRIOR TO VALIDATING THOSE SPECIFICATIONS AGAINST THE ITEM CONTROL SCHEDULE AND DESIGN PROVISIONS IN THE MODEL. THIS OFFICE ACCEPTS NO RESPONSIBILITY FOR THE PROCUREMENT OF SUBSTITUTE FF&E AND EQUIPMENT WHICH HAS NOT BEEN REVIEWED AND VALIDATED AGAINST THE ORIGINAL DESIGN PROVISIONS.

SERVICE POINTS DISCLAIMER
THE SERVICE POINTS IDENTIFIED ON THESE DRAWINGS HAVE BEEN OVERLAYED FROM THE BUILDING SERVICES ENGINEERING MODEL, AND ARE PROVIDED FOR INFORMATION AND SET-OUT PURPOSES ONLY. WE HAVE BEEN ADVISED BY THE SERVICES ENGINEERS THAT THE POINTS REPRESENTED ON THESE DRAWINGS ARE CORRECT AT THE TIME OF PUBLICATION. THIS OFFICE DOES NOT WARRANT THE ACCURACY OF THIS DATA. REFER TO THE BUILDING SERVICES ENGINEERING DOCUMENTATION FOR THE INSTALLATION OF THE SERVICES POINTS, AND THE INTERFACE BETWEEN THE SERVICES POINTS AND THE RESPECTIVE ENGINEERING SYSTEMS.

ISSUE FOR TENDER

ARCHITECTS

ABN: 21 134 476 065
PELAO COMPLEX, BUILDING 3, LEVEL 2
21-31 GOODWOOD ST, RICHMOND VIC 3121, AUSTRALIA
PH: (03) 9885 2333
THIS ARCHITECTURAL DESIGN IS THE COPYRIGHT OF
SILVER THOMAS HANLEY (AUS) PTY LTD ABN 21 134 476 065
AND SHALL NOT BE REPRODUCED WITHOUT THEIR WRITTEN PERMISSION
CLIENT

Hunter New England Local Health District

PROJECT

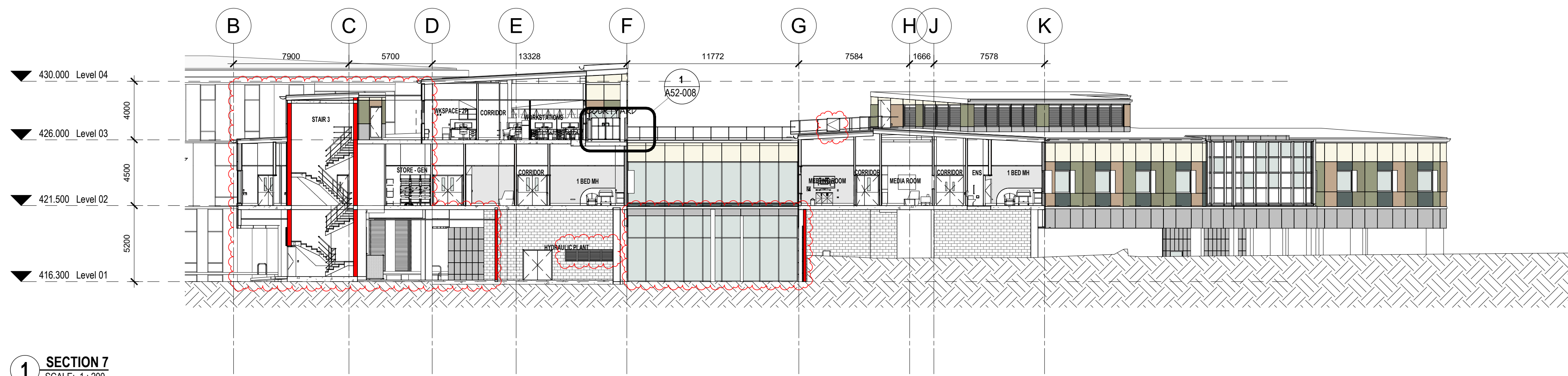
TAMWORTH MENTAL HEALTH UNIT
Dean Street Tamworth NSW

DRAWING TITLE
SECTIONS

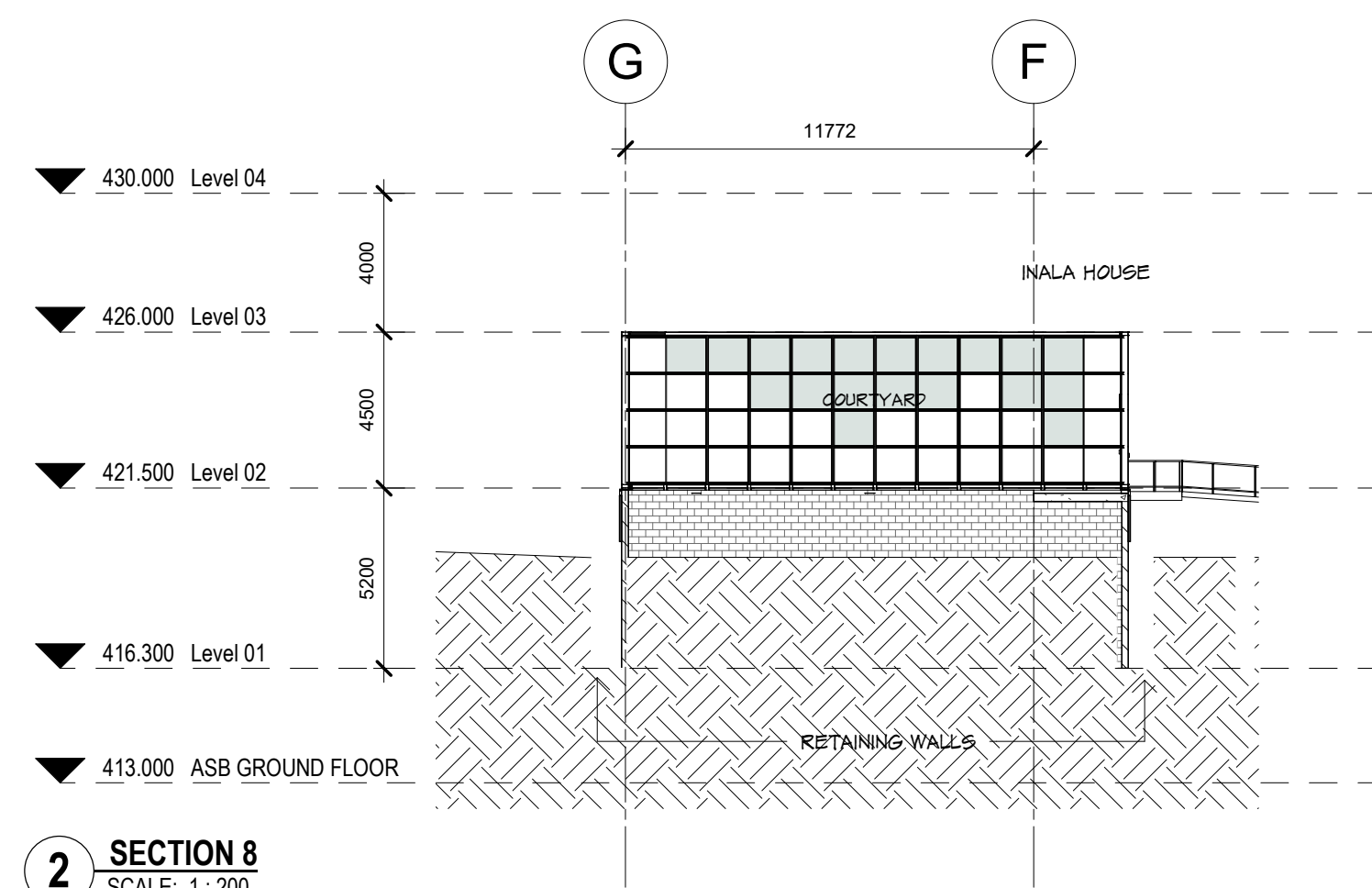
SCALE	DATE	DRAWN BY	CHECKED
1: 200@A1	09/15/22	AB	DP

PROJECT No	DRAWING No	REVISION
10500.1	A51-002	M

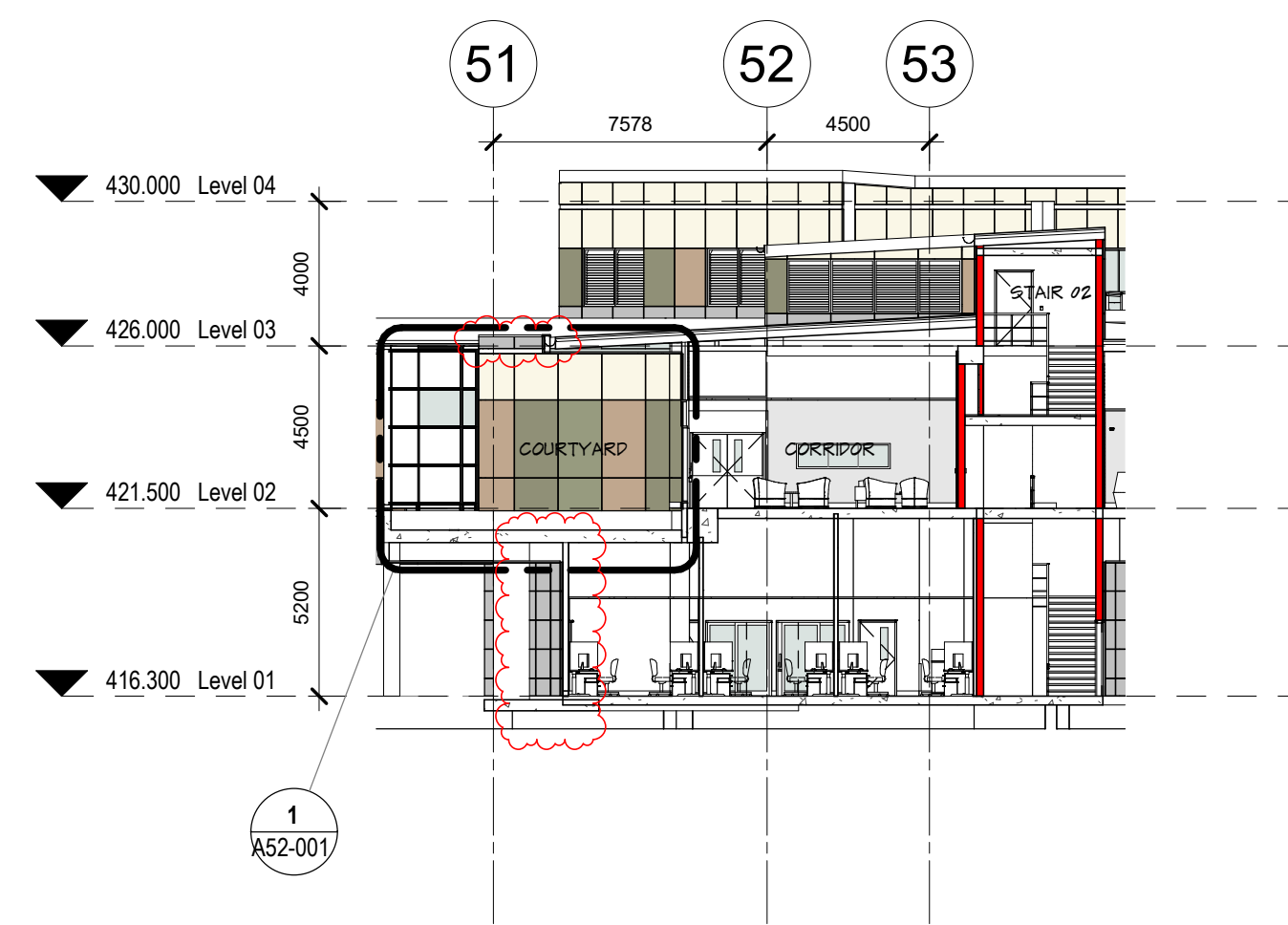
A:\asdas\Docs\10500.01_Tamworth Mental Health Unit\TMHU_BUILDING_A522.rvt



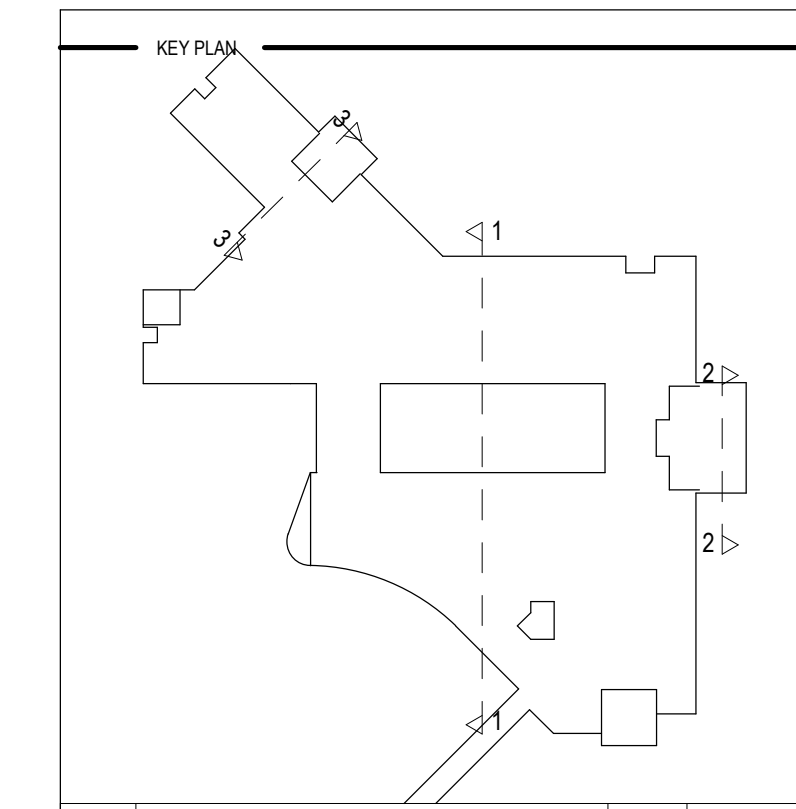
1 SECTION 7
SCALE: 1: 200



2 SECTION 8
SCALE: 1: 200



3 SECTION 9
SCALE: 1: 200



REV	DESCRIPTION	DRN	DATE
A	REF - DRAFT ISSUE	DP	04/11/2022
B	REF - DRAFT ISSUE 2	DP	11/11/2022
C	ISSUED FOR COORDINATION	DP	18/11/2022
D	ISSUED FOR COORDINATION/PRICING	DP	01/12/2022
E	REF ISSUE	DP	02/12/2022
F	SD REPORT ISSUE	DP	16/12/2022
G	REF ISSUE	DP	20/12/2022
H	REF ISSUE	DP	10/02/2023
J	DRAFT ISSUE FOR REVIEW/COORDINATION	DP	24/02/2023
K	DRAFT DO ISSUED FOR COORDINATION	DP	21/04/2023
L	ISSUE FOR TENDER	DP	05/05/2023
M	REF ISSUE	DP	06/07/2023

COPYRIGHT
ALL RIGHTS RESERVED. THIS WORK IS COPYRIGHT AND CANNOT BE REPRODUCED OR COPIED IN ANY FORM OR BY ANY MEANS (GRAPHIC, ELECTRONIC OR MECHANICAL INCLUDING PHOTOCOPIING) WITHOUT THE WRITTEN PERMISSION OF THE PRINCIPAL UNDER THE TERMS OF THE CONTRACT. ANY LICENCE EXPRESS OR IMPLIED, TO USE THE DOCUMENT FOR ANY PURPOSE WHATSOEVER IS RESTRICTED TO THE TERMS OF THE AGREEMENT OR IMPLIED AGREEMENT WITH THE PRINCIPAL UNDER THE TERMS OF THE CONTRACT.

DIMENSIONS
USE FIGURED DIMENSIONS, DO NOT SCALE. CONTRACTORS MUST VERIFY ALL DIMENSIONS ON THE SITE BEFORE COMMENCING ANY WORK OR MAKING ANY SHOP DRAWING WHICH MUST BE SUBMITTED AND REVIEWED BEFORE MANUFACTURE.

FIXTURES, FITTINGS & EQUIPMENT SPECIFICATIONS
SUBSTITUTE FF&E EQUIPMENT SPECIFICATIONS
THE FIT-OUT DESIGN AND DOCUMENTATION HAS BEEN COMPLETED ON THE BASIS OF FF&E AND EQUIPMENT ADVISED TO THIS OFFICE AT THE TIME OF BRIEFING THE DESIGN. THE DESIGN PROVISIONS FOR FF&E AND EQUIPMENT INCORPORATES SPATIAL ALLOCATIONS, SERVICING, LOADING AND ACCESS CLEARANCES AND WHERE APPROPRIATE SERVICES REQUIREMENTS, HAVING DUE REGARD FOR SURROUNDING FIXTURES AND FITTINGS. IT SHOULD BE NOTED THAT SUBSTITUTE FF&E OR EQUIPMENT WITH ALTERNATE SPECIFICATIONS SHOULD NOT BE PROCURED PRIOR TO VALIDATING THOSE SPECIFICATIONS AGAINST THE ITEM CONTROL SCHEDULE AND DESIGN PROVISIONS IN THE MODEL. THIS OFFICE ACCEPTS NO RESPONSIBILITY FOR THE PROCUREMENT OF SUBSTITUTE FF&E AND EQUIPMENT WHICH HAS NOT BEEN REVIEWED AND VALIDATED AGAINST THE ORIGINAL DESIGN PROVISIONS.

SERVICE POINTS DISCLAIMER
THE SERVICE POINTS IDENTIFIED ON THESE DRAWINGS HAVE BEEN OVERLAYED FROM THE BUILDING SERVICES ENGINEERING MODEL, AND ARE PROVIDED FOR INFORMATION AND SET-OUT PURPOSES ONLY. WE HAVE BEEN ADVISED BY THE SERVICES ENGINEERS THAT THE POINTS REPRESENTED ON THESE DRAWINGS ARE CORRECT AT THE TIME OF PUBLICATION. THIS OFFICE DOES NOT WARRANT THE ACCURACY OF THIS DATA. REFER TO THE BUILDING SERVICES ENGINEERING DOCUMENTATION FOR THE INSTALLATION OF THE SERVICES POINTS, AND THE INTERFACE BETWEEN THE SERVICES POINTS AND THE RESPECTIVE ENGINEERING SYSTEMS.

ISSUE FOR TENDER

ARCHITECTS

ABN: 21 134 476 065
21-31 GOODWOOD ST, RICHMOND VIC 3121, AUSTRALIA
PH: (03) 9885 2333
THIS ARCHITECTURAL DESIGN IS THE COPYRIGHT OF SILVER THOMAS HANLEY (AUS) PTY LTD ABN 21 134 476 065 AND SHALL NOT BE REPRODUCED WITHOUT THEIR WRITTEN PERMISSION

CLIENT

Hunter New England Local Health District

TAMWORTH MENTAL HEALTH UNIT
Dean Street Tamworth NSW

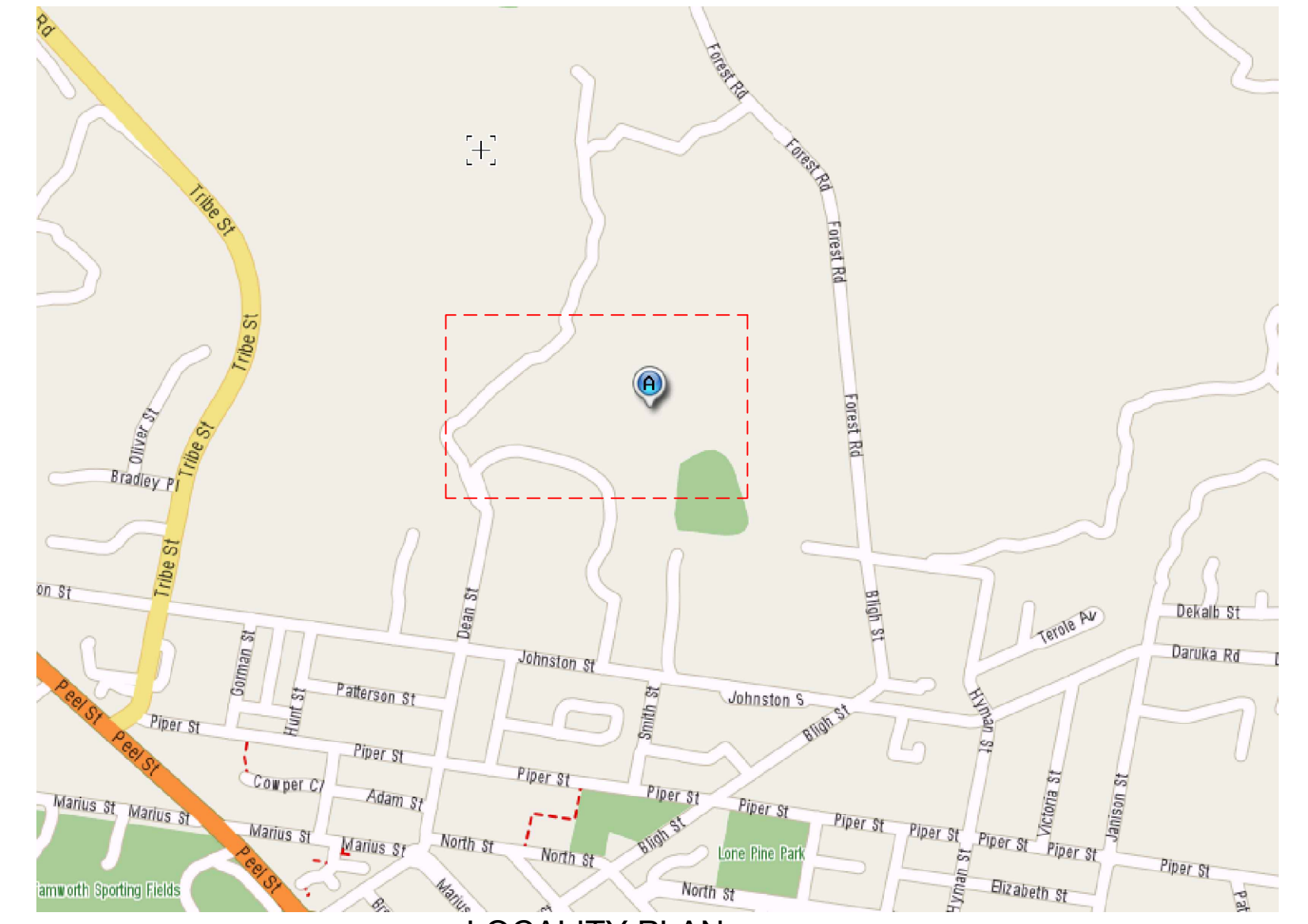
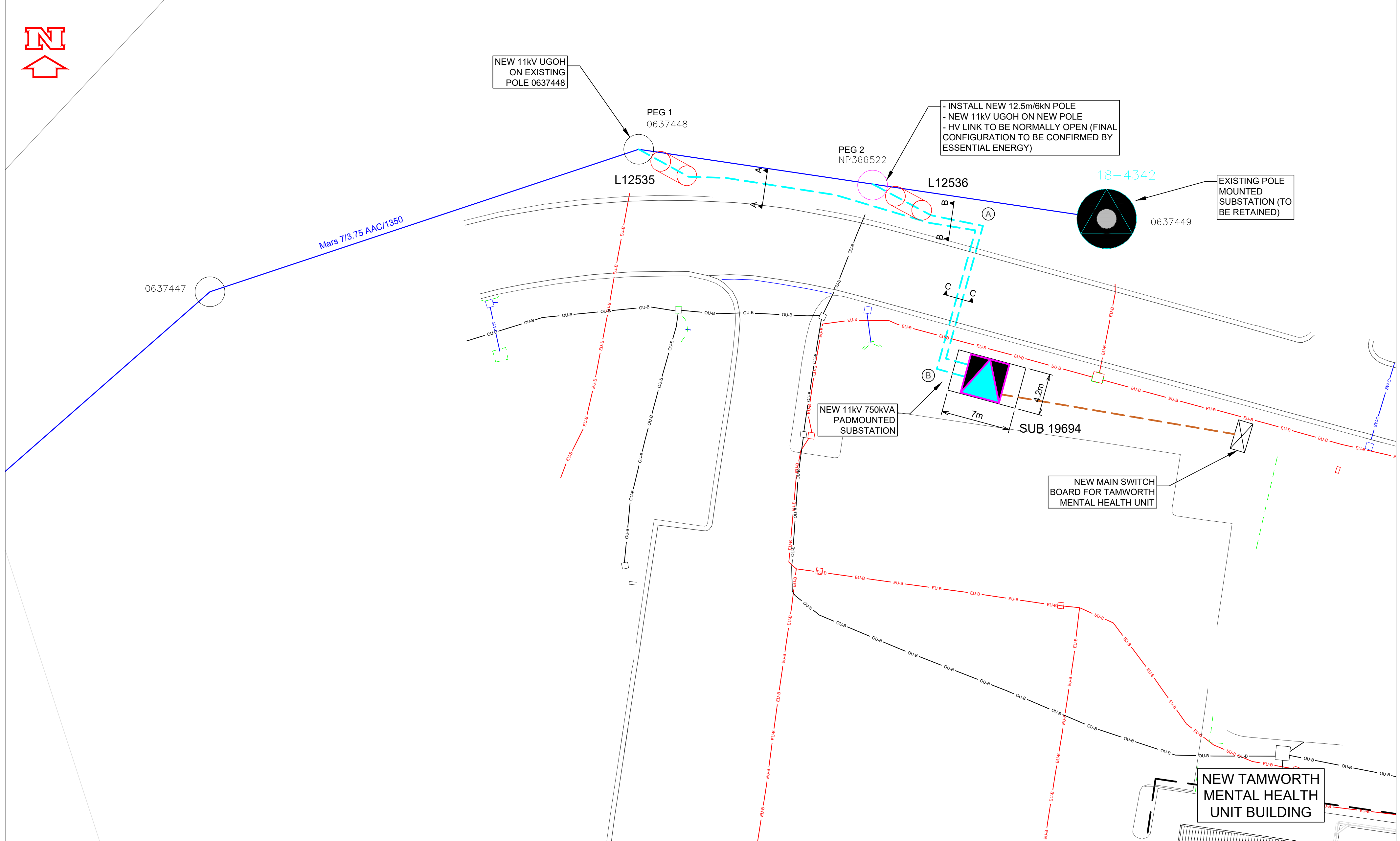
DRAWING TITLE

SECTIONS

SCALE	DATE	DRAWN BY	CHECKED
1: 200@A1	10/11/22	YL	EM

PROJECT No	DRAWING No	REVISION
10500.1	A51-003	M

A:\asdas\Docs\110500\01_Tamworth Mental Health Unit\TMHU_BUILDING_A52.rvt

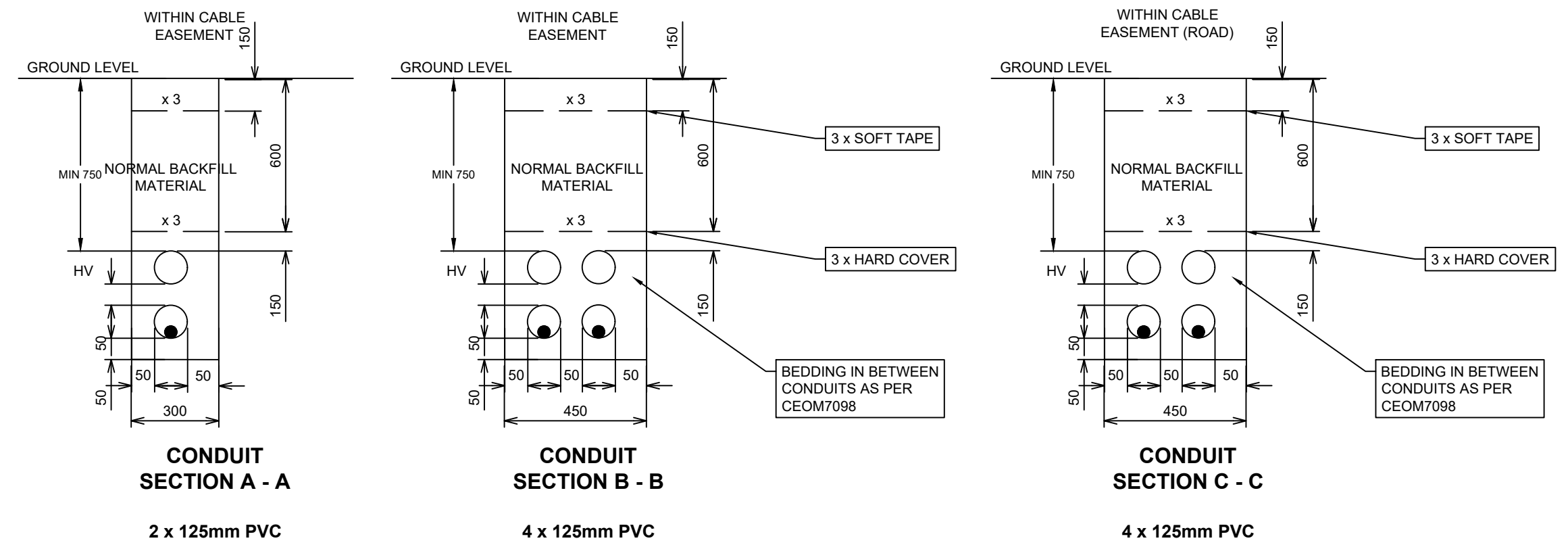


OVERHEAD & UNDERGROUND LEGEND		SCHEMATIC LEGEND	
○	Pole - HV - New	—	HV Links - OH (Normally Closed)
○	Pole - HV - Existing	—	LV Fuse (Normally Closed)
○	Pole - HL/LV - Existing	—	LV Link (Normally Closed)
●	Substation - Padmount - New	○	Substation Site (Pole, Pad or Ground Mounted)
●	Substation - Pole mounted - Existing	○	Substation Site - Pole Mounted (Links)
—	HV Link - New	○	Substation Site - Pole Mounted (Fuse)
—	MSB (Private) - New		
OVERHEAD CONDUCTORS LEGEND		OTHER SERVICES LEGEND	
—	Conductor Overhead-Existing HV	—	Road or Road Parcel Boundary
UNDERGROUND CABLES LEGEND		—	Other Services - Gas Line
—	Cable Underground-New 11kV	—	Other Services - Water Main
		—	Other Services - Optical Fibre
		—	Other Services - Storm Water
		—	Other Services - Private Electrical

SITE PLAN
SCALE 1:500

NOTE:
ALL ELECTRICAL NON-ESSENTIAL ENERGY ASSETS TO EXISTING BUILDINGS WILL BE REMOVED PRIOR TO DEMOLITION AND CONSTRUCTION

- PROJECT NOTES**
- THIS DRAWING TO BE READ IN CONJUNCTION WITH AND MUST COMPLY WITH ESSENTIAL ENERGY STANDARDS.
 - ALL SERVICE WORK TO BE DONE IN ACCORDANCE WITH AS3000:2018, AS2067 AND THE N.S.W. SERVICES AND INSTALLATIONS RULES.
 - DO NOT PLACE ANY RELIANCE ON ANY QUANTITIES OR DIMENSIONS GIVEN IN THIS DRAWING. QUANTITIES AND DIMENSIONS GIVEN IN THIS DRAWING ARE BASED ON DESIGN INFORMATION AND SITE CONDITIONS AT THE TIME OF DESIGN. AS QUANTITIES AND DIMENSIONS ON THE PRIOR TO TENDERING AND PRIOR TO CONSTRUCTION.
 - EXISTING POLES WERE INSPECTED VISUALLY AND COMPARED AGAINST EXISTING INFORMATION FROM ESSENTIAL ENERGY DIP ONLY. EXISTING POLES ARE ASSUMED TO BE DEFECT FREE AND NOT DAMAGED BY TERMITES.
 - THE PREPARATION OF THIS DESIGN, HAS BEEN UNDERTAKEN GIVING DUE CONSIDERATION TO THE EXISTING SERVICES. THE PROJECT CONSTRUCTOR IS, HOWEVER, WHOLLY RESPONSIBLE FOR VERIFYING THE EXACT LOCATION OF EXISTING SERVICES AND PERMANENT SURVEY MARKS BEFORE CONSTRUCTION COMMENCES, AND NO RESPONSIBILITY NOR LIABILITY WILL BE ACCEPTED BY THE DESIGNER OF THIS PROJECT FOR DAMAGING TO EXISTING SERVICES AS A RESULT OF THIS DESIGN.
 - ACCREDITED DESIGNER TO BE CONTACTED REGARDING ISSUES RAISED WITH THIS DESIGN.
 - TRAFFIC CONTROL TO BE CARRIED OUT BY APPROVED CONTRACTORS.
 - CUSTOMER TO CARRY OUT ALL REQUIRED CLEARING BEFORE CONSTRUCTION COMMENCES.



SCOPE OF WORKS	
ESSENTIAL ENERGY	CUSTOMER FUNDED
SUPPLIED	NON-CONTESTABLE
- NIL	- IPART FEES - SWITCHING COSTS - INSPECTION COSTS
FUNDED / CONSTRUCTED	CONTESTABLE
- NIL	ALL OTHER WORKS & MATERIALS
REIMBURSED	
- NIL	
ASSETS TO BE RETURNED	
- NIL	

AMENDMENTS	ORIGINAL	DATE	ISSUE

DRN	DATE	ISSUE

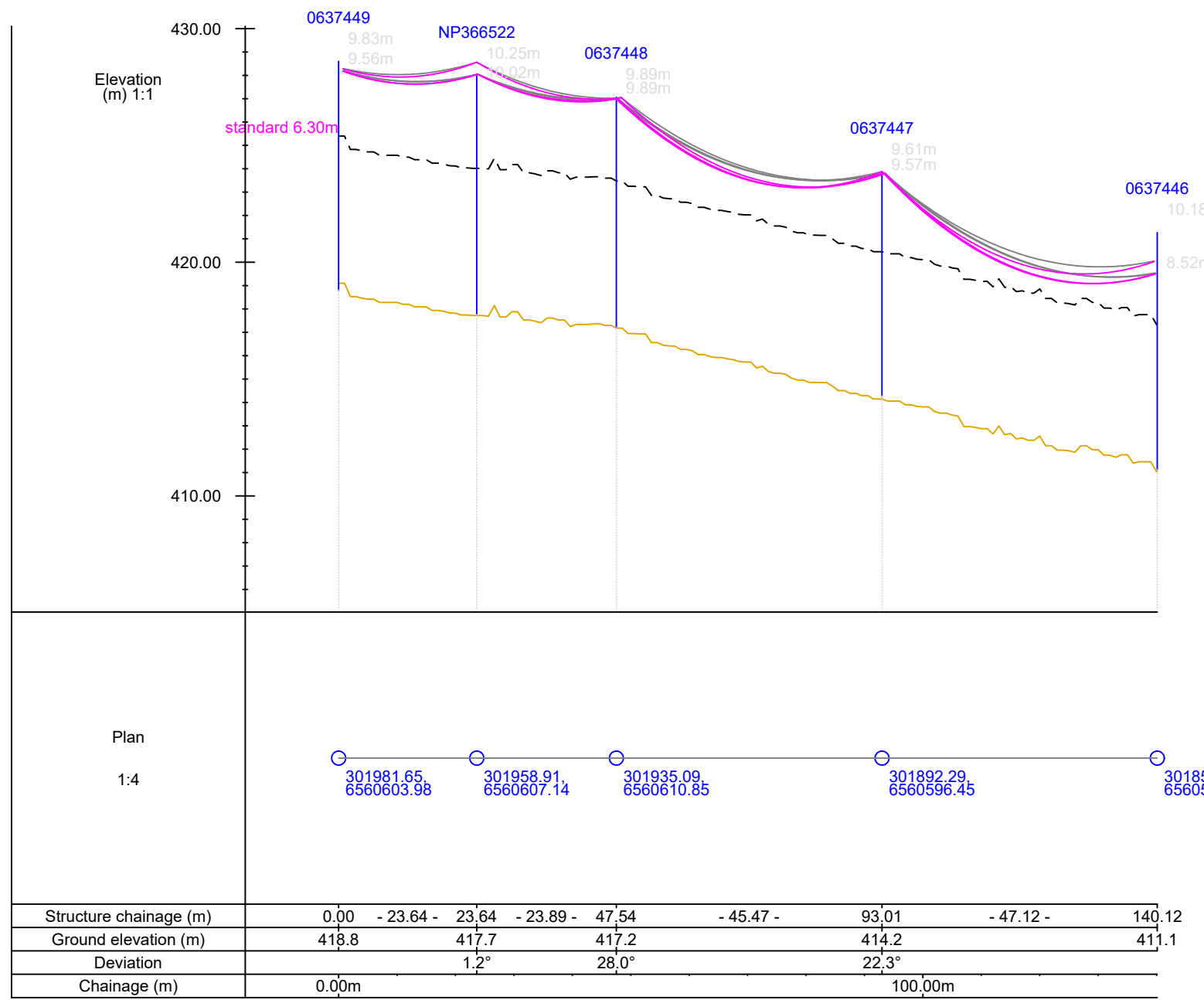
CERTIFIED BY ESSENTIAL ENERGY
 CERTIFICATION No. _____
 DATE CERTIFIED _____
 CERTIFIED BY _____
 This certification is subject to ESSENTIAL ENERGY'S Standard Cert Terms

WSP
 Level 27
 680 George Street
 Sydney NSW 2000
 GPO BOX 5394
 Sydney NSW 2001 Australia
 ASP REF/ACCREDITATION NO. - 5045
 Telephone +61 2 9272 5100
 Facsimile +61 2 9272 5101
 Email: ASP3@wsp.com

**NEW 750kVA PADMOUNTED SUBSTATION
 TAMWORTH BASE HOSPITAL**
 31 DEAN ST
 NORTH TAMWORTH

PROJECT COST No.	ECN-018585
SCALE	1:500
DRAWN BY	LESLIE WONG
DATE ISSUED	06/03/2023
CHECKED BY	PRAMOD PARAJULI
FEEDER No	OXY3B2
ZONE SUBSTATION	TAMWORTH
MAINTENANCE AREA	TAMWORTH

WSP
ECN-018585 A1
 REVISION ISSUE A
 SHEET 1 PLOT DATE 06/03/23



POLE LOCATIONS PEGGED: YES / NO
EASEMENTS REQUIRED FOR THIS PROJECT YES / NO
VEGETATION CLEARING REQUIRED FOR THIS PROJECT YES / NO
SERVICE CHECKS REQUIRED BEFORE BORING OR TRENCHING: YES / NO
WSP DESIGNS CONTACT LESLIE WONG 02 9927 6509
NATIONAL PARKS AND WILDLIFE CONTACT MICHAEL MURPHY 02 4984 8256
REDUNDANT MATERIALS TO BE RETURNED TO NEAREST EE DEPOT
STANDARD OUTAGE AND ACCESS PERMIT ARRANGEMENTS TO BE NEGOTIATED WITH ESSENTIAL ENERGY'S LINE CONSTRUCTION AUDITOR
NO EXISTING REIMBURSEMENT SCHEME APPLIES TO THIS PROJECT
NO NEW REIMBURSEMENT SCHEME TO BE ATTACHED TO THIS PROJECT
RETURN MATERIAL TO ESSENTIAL ENERGY REGIONAL STORE LOCATED AT TAMWORTH FSC

LEGEND
 — STRINGING TEMPERATURE
 — MAX TEMPERATURE

VOLTS: 11kV CONDUCTOR: MARS 7/3.75 AAC/1350 TENSION (%): 3 SPAN (m): 23.64 (NP366522 TO 0637449)

AMBIENT TEMPERATURE (DEG C)	0	5	10	15	20	25	30	35	40	45	50
SAG (m)	0.37	0.38	0.39	0.40	0.42	0.43	0.44	0.45	0.46	0.46	0.47
TIME FOR 3 RETURN WAVES (Secs)	3.27	3.31	3.36	3.40	3.45	3.49	3.53	3.57	3.60	3.64	3.67
TENSION (kN)	0.39	0.38	0.37	0.36	0.35	0.34	0.34	0.33	0.32	0.32	0.31

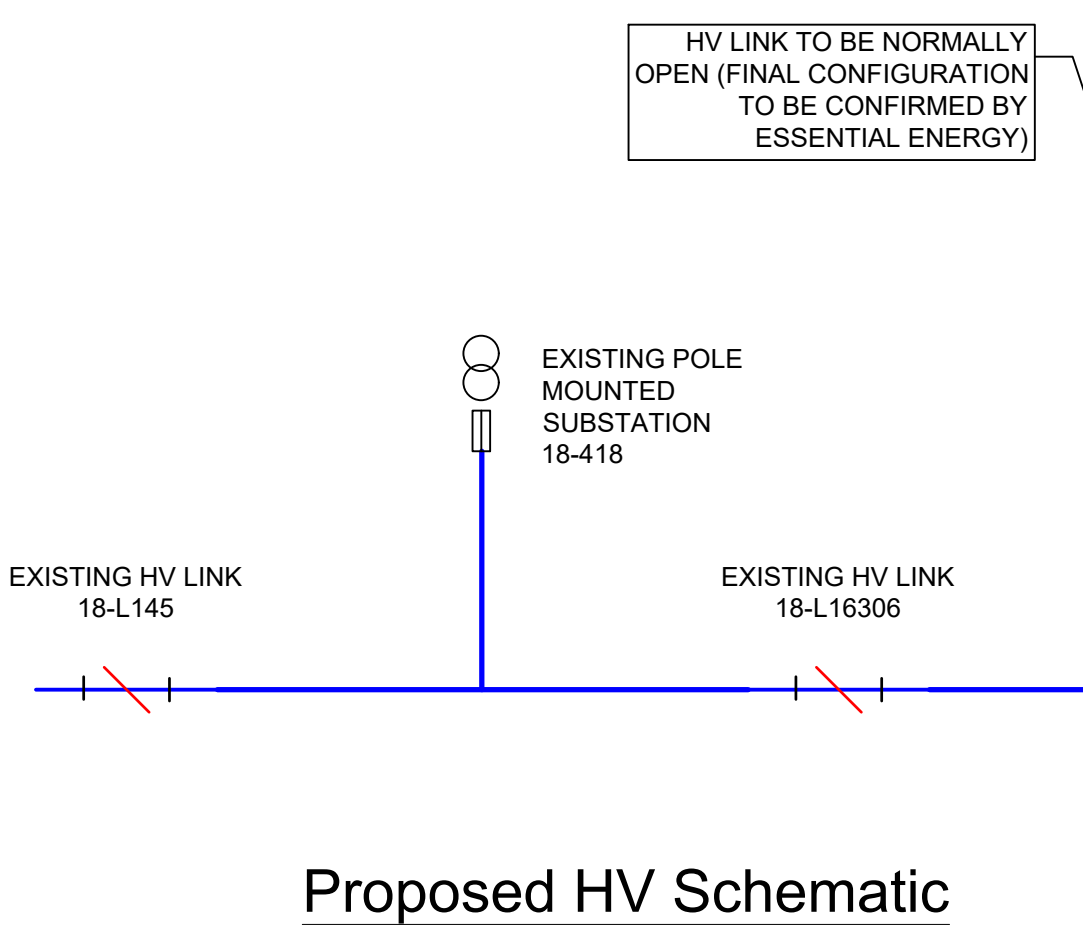
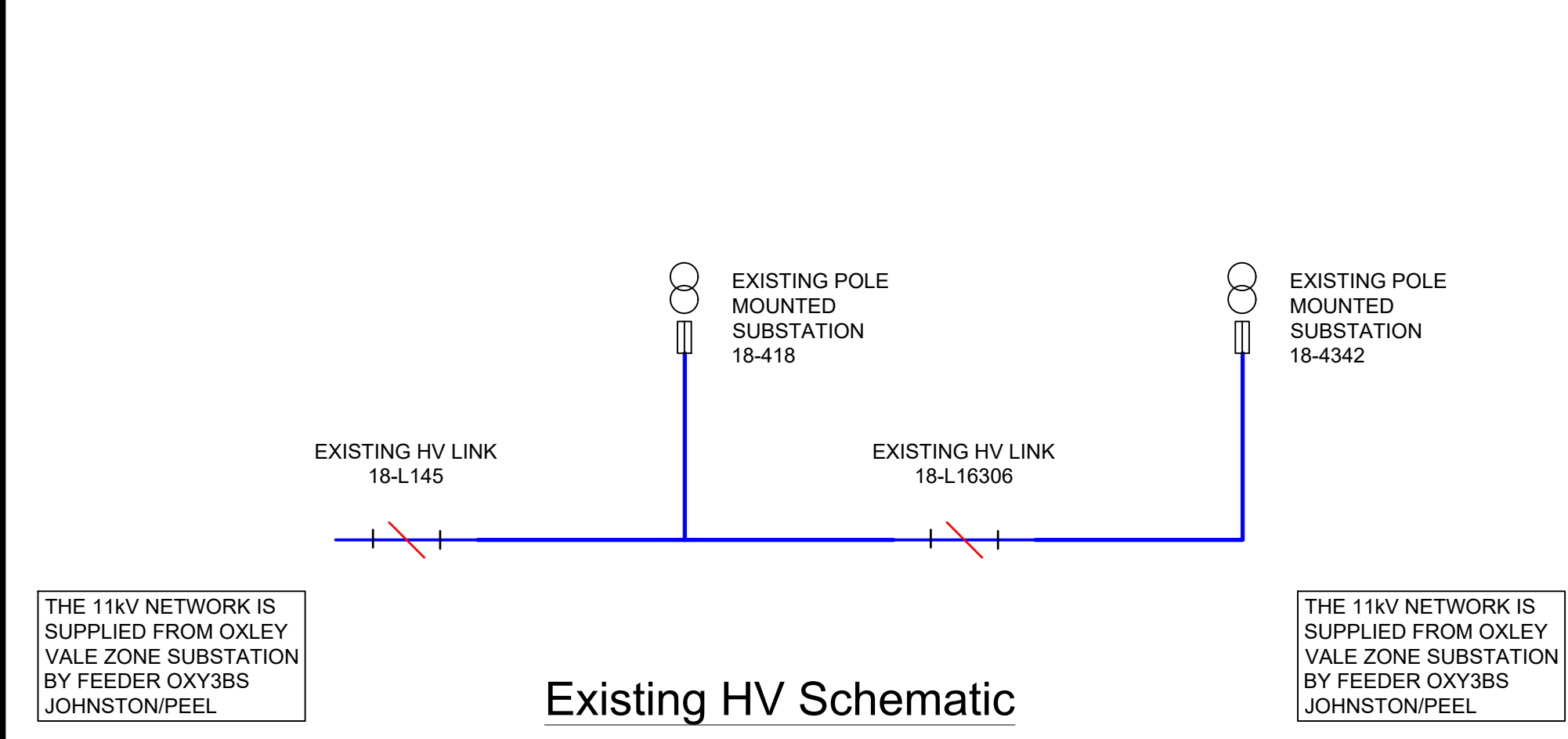
OVERHEAD CONSTRUCTION SCHEDULE				
PEG NO.	ASSET LABEL	STANDARD DRAWING NO.	ASSEMBLY NO.	CONSTRUCTION NOTES
1	0637448			EXISTING 12.5m/6kN TIMBER POLE EXISTING 11kV 3PH FLAT PIN CROSSARM
	L12535	CEOM7204.35		INSTALL NEW 11kV AERIAL TO UNDERGROUND (LINKED) - MAX 10m FROM GROUND
2	NP366522	CEOM7101.03	6	- INSTALL NEW 12.5m/6kN TIMBER POLE (STABILISED FOOTING - SINKING DEPTH 2.05m AUGER SIZE 600mm) - STABILISED MIX TO BE 20 : 1 GRAVEL / BACKFILL: CEMENT
		CEOM7101.54	1	- INSTALL NEW 11kV 3PH SMALL DELTA COMPOSITE CROSSARM (FG62) AT 0.45m FROM TOP - ATTACH EXISTING OH 11kV 3PH MARS 7/3.75 AAC/1350 MAINS
	L12536	CEOM7204.35		INSTALL NEW 11kV AERIAL TO UNDERGROUND (LINKED) - MAX 10m FROM GROUND

OVERHEAD CONDUCTOR SCHEDULE						
FROM	TO	CONDUCTOR DETAILS VOLTAGE/ WIRES/ CONDUCTOR	ROUTE LENGTH	DESIGN TENSION	RULING SPAN	MIN DESIGN GC @ MAX OPERATING TEMP.
0637446	0637449	EXISTING 11kV 3PH MARS 7/3.75 AAC	145	3% UTS @ 15°C	40	7.78m @ 75°C

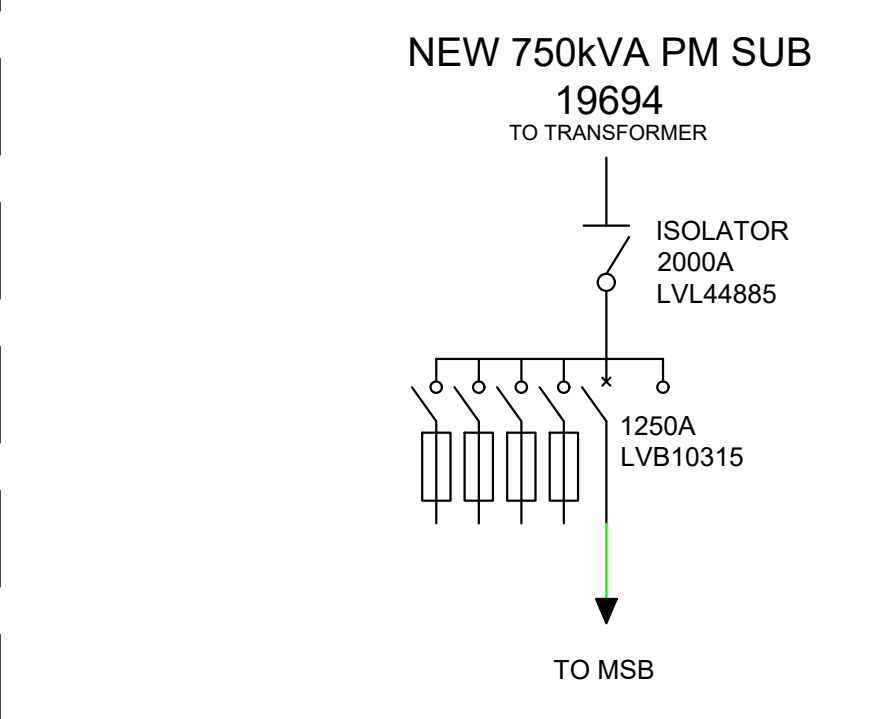
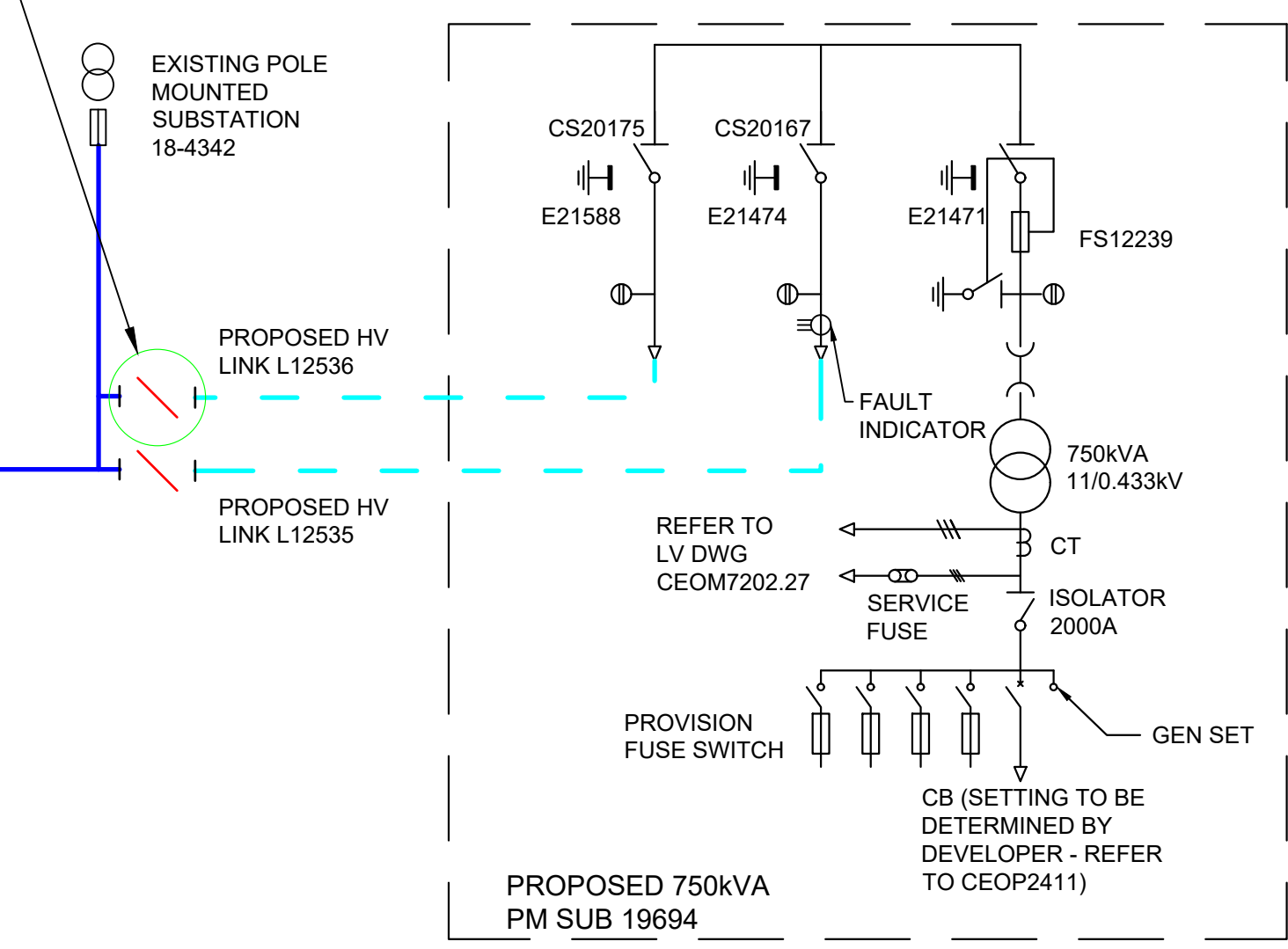
UNDERGROUND CONSTRUCTION SCHEDULE			
ASSET LABEL	STANDARD DRAWING NO.	ASSEMBLY NO.	CONSTRUCTION NOTES
L12535	CEOM7204.35		INSTALL NEW 11kV AERIAL TO UNDERGROUND (LINKED)
	CEOM7204.68		INSTALL NEW 11kV OUTDOOR XLPE TERMINATION
	CEOM7204.11		INSTALL NEW FIXING AND CABLE PROTECTION OF HV CABLE
	CEOM7207.08		INSTALL NEW 11kV O/H TO U/G EARTHING (COPPER)
L12536	CEOM7204.35		INSTALL NEW 11kV AERIAL TO UNDERGROUND (LINKED)
	CEOM7204.68		INSTALL NEW 11kV OUTDOOR XLPE TERMINATION
	CEOM7204.11		INSTALL NEW FIXING AND CABLE PROTECTION OF HV CABLE
	CEOM7207.08		INSTALL NEW 11kV O/H TO U/G EARTHING (COPPER)
SUB 19694	CEOM7203.81		INSTALL NEW 11kV 750kVA ELONGATED PADMOUNT SUBSTATION WITH HV 3 WAY RMU (CAT NO.251714) TRANSFORMER TAP SETTING 11275/433/250V
FS12239			11kV 80AMP FUSE SWITCH
CS20167	CEOM 7204.64		TERMINATE NEW 2 x 11kV 240sqmm 3 CORE AL XLPE - 13kA FAULT RATING CABLES INTO HV SWITCHGEAR
LVL44885	CEOM7202.65		INSTALL LV SWITCHGEAR GENERAL ARRANGEMENT 750kVA PADMOUNT CB + 4 PROV FUSES
LVB10315	CEOM7202.65		LV 1250 A CIRCUIT BREAKER
	CEOM7207.05		INSTALL PADMOUNT SUBSTATION SINGLE EARTHING
	CEOM7203.158, CEOM7203.160		INSTALL PADMOUNT SUBSTATION CULVERT FOOTING
			SEE HV & LV SCHEMATICS FOR SWITCH CONFIGURATION

UNDERGROUND CABLE & CONDUIT SCHEDULE				
From	To	Cable & Conduit Details	Route Length	Remarks
PROPOSED CABLE				
SUB 19694	PEG 1	INSTALL 11kV 240sqmm 3 CORE AL XLPE - 13kA FAULT RATING CABLE	70	INSTALL NEW 11kV CABLE AS PER CROSS SECTIONS A-A, B-B & C-C
SUB 19694	PEG 2	INSTALL 11kV 240sqmm 3 CORE AL XLPE - 13kA FAULT RATING CABLE	45	INSTALL NEW 11kV CABLE AS PER CROSS SECTIONS B-B & C-C
PROPOSED CONDUITS				
PEG 1	PEG 2	INSTALL 2 x 125sqmm HD CONDUITS (1 SPARE)	25	INSTALL CONDUITS AS PER CROSS SECTION A-A
PEG 2	POINT A	INSTALL 4x 125sqmm HD CONDUITS (2 SPARE)	15	INSTALL CONDUITS AS PER CROSS SECTION B-B
POINT A	POINT B	INSTALL 4x 125sqmm HD CONDUITS (2 SPARE)	15	INSTALL CONDUITS AS PER CROSS SECTION C-C
POINT B	SUB 19694	INSTALL 4x 125sqmm HD CONDUITS (2 SPARE)	5	INSTALL CONDUITS AS PER CROSS SECTION B-B

NOTE: ALL RECOVERED MATERIALS TO BE RETURNED TO ESSENTIAL ENERGY. CABLE TAGS AS PER CEOP8042 TO BE FITTED FOR ALL UNDERGROUND CABLES



HV LINK TO BE NORMALLY OPEN (FINAL CONFIGURATION TO BE CONFIRMED BY ESSENTIAL ENERGY)



AMENDMENTS	ORIGINAL	DATE	ISSUE
DRN	DATE	CHD	APPROVAL
DRN	DATE	CHD	ISSUE
DRN	DATE	CHD	

CERTIFIED BY ESSENTIAL ENERGY
 CERTIFICATION No.
 DATE CERTIFIED
 CERTIFIED BY
 This certification is subject to ESSENTIAL ENERGY'S Standard Cert Terms

wsp
 Level 27
 680 George Street
 Sydney NSW 2000
 GPO BOX 5394
 Sydney NSW 2001 Australia
 ASP REF/ACCREDITATION NO. - 5045
 Telephone +61 2 9272 5100
 Facsimile +61 2 9272 5101
 Email: ASP3@wsp.com

NEW 750kVA PADMOUNTED SUBSTATION TAMWORTH BASE HOSPITAL
 31 DEAN ST
 NORTH TAMWORTH

PROJECT COST No.	ECN-018585
SCALE	1:500
DRAWN BY	LESLIE WONG
DATE ISSUED	06/03/2023
CHECKED BY	PRAMOD PARAJULI
FEEDER No	OXY3B2
ZONE SUBSTATION	TAMWORTH
MAINTENANCE AREA	TAMWORTH

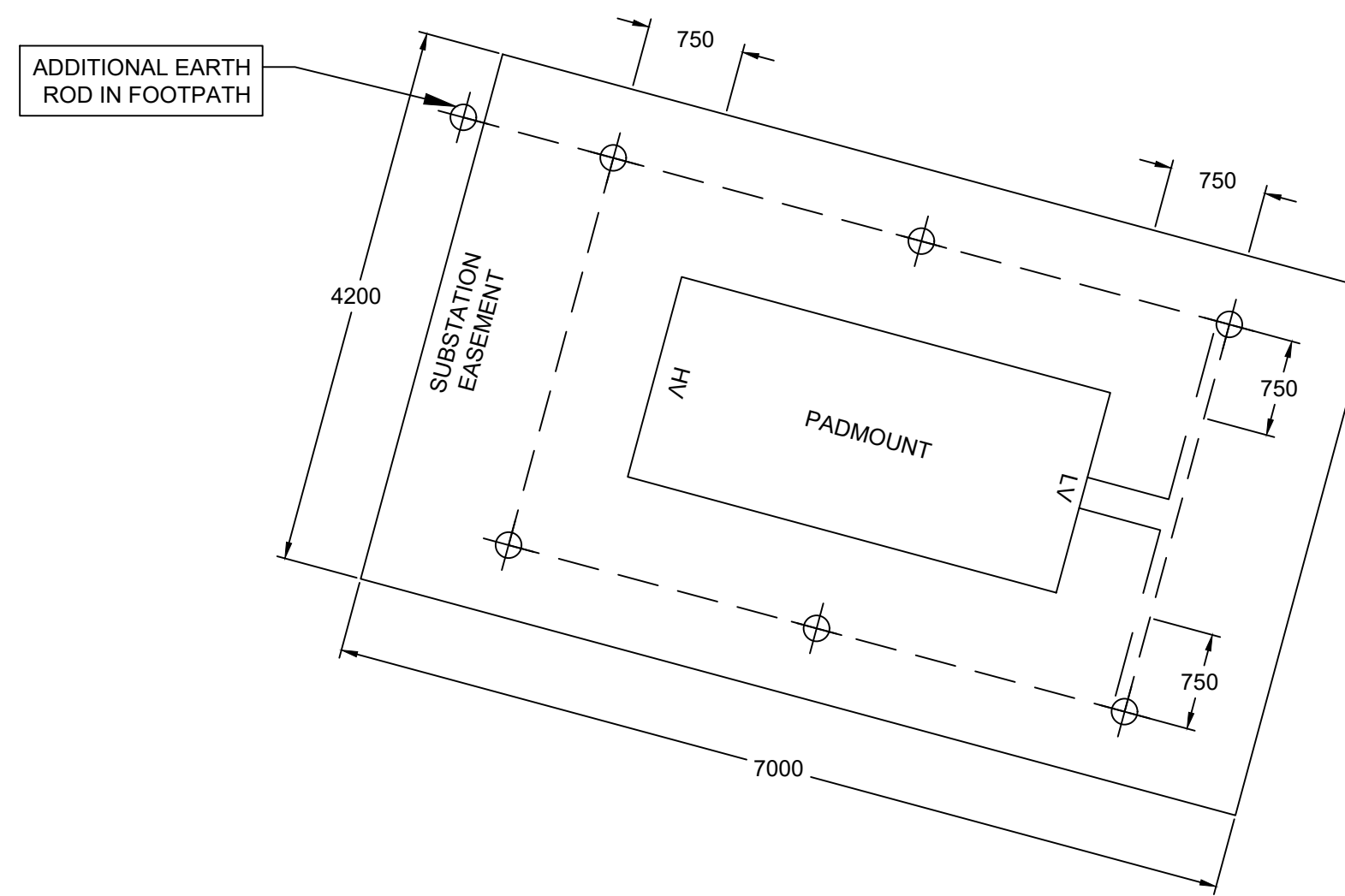
wsp
ECN-018585 A1
 REVISION ISSUE A
 SHEET 2 PLOT DATE 06/03/23

EARTHING REQUIREMENTS - 11kV UGOH	
INSTALLATION TYPE	TIMBER POLE
POLE NO.	NP366522 & 0637448
EARTHING SYSTEM	SINGLE
SITE DATA	
DISTANCE (m)	RESISTANCE (ohms)
1.0	9.84
2.0	5.23
4.0	2.51
8.0	0.89
16.0	0.41
20.0	0.29
SOIL CONDITION	NORMAL
TEST DATE	21/02/2023
TOP SOIL RESISTIVITY (ohms-m)	64.5
BOTTOM SOIL RESISTIVITY (ohms-m)	36.8
NEUTRON RESULTS	
NO. OF ELECTRODES FOR HV	1
ELECTRODE SPACING (m)	1.2
MINIMUM SEPARATION (m)	1.2
CALCULATED HV EARTH (ohms)	29.0

NOTE: 11kV UGOH EARTHING TO COMPLY WITH CEOM7207.08

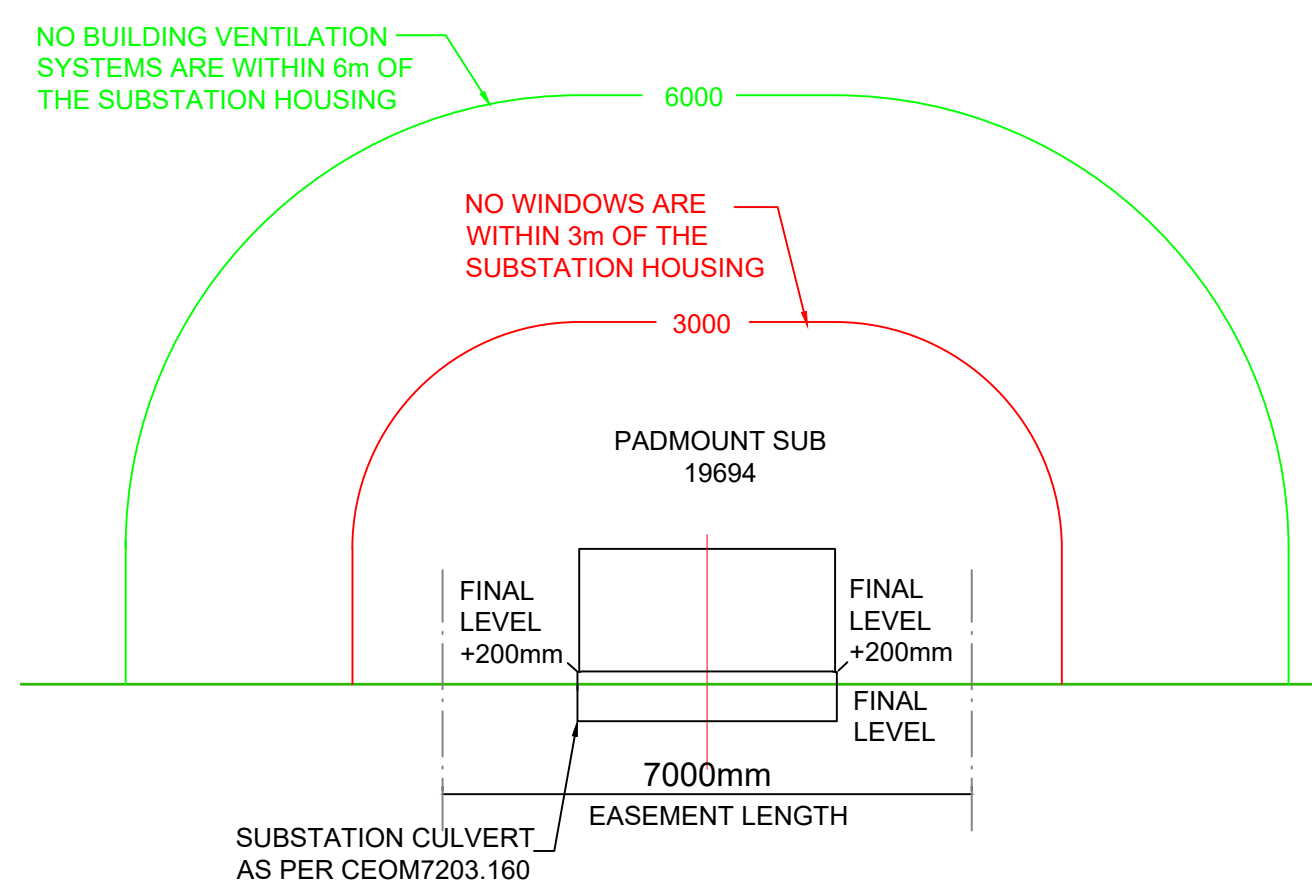
EARTHING REQUIREMENTS - PADMOUNT SUBSTATION	
PM SUBSTATION NO.	19694
EARTHING SYSTEM	SEPARATE
SITE DATA	
DISTANCE (m)	RESISTANCE (ohms)
1.0	9.84
2.0	5.23
4.0	2.51
8.0	0.89
16.0	0.41
20.0	0.29
SOIL CONDITION	NORMAL
TEST DATE	21/02/2023
TOP SOIL RESISTIVITY (ohms-m)	64.5
BOTTOM SOIL RESISTIVITY (ohms-m)	36.8
NEUTRON RESULTS	
HV EARTH	
NO. OF ELECTRODES FOR HV	1
ELECTRODE SPACING (m)	1.2
MINIMUM SEPARATION (m)	1.2
CALCULATED HV EARTH (ohms)	6.0
LV EARTH	
LENGTH OF STRIP (m)	1
CALCULATED LV EARTH (ohms)	49.0
MINIMUM SEPARATION BETWEEN HV AND LV EARTHING SYSTEM (m)	4.0

NOTE: PM SUBSTATION SEPARATE EARTHING TO COMPLY WITH CEOM7207.05

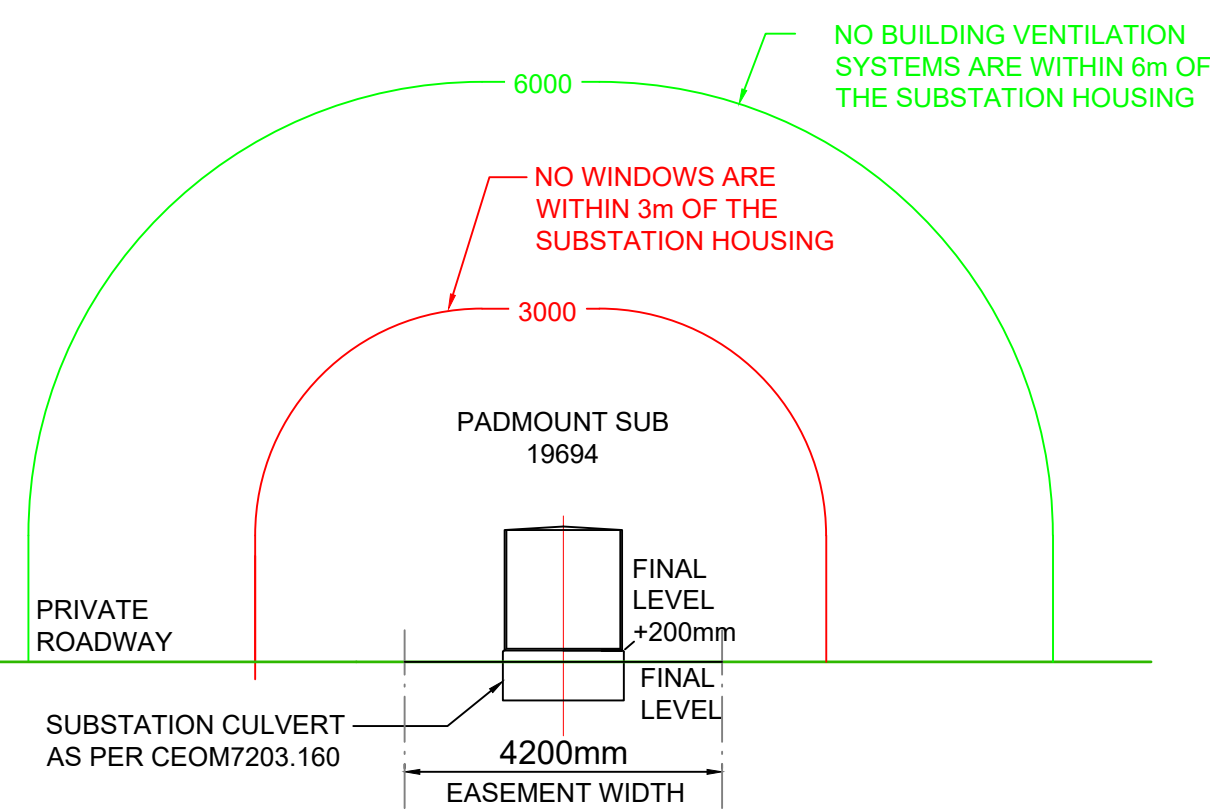


SUBSTATION EARTHING PLAN
NTS (ALL DIMENSIONS IN mm)

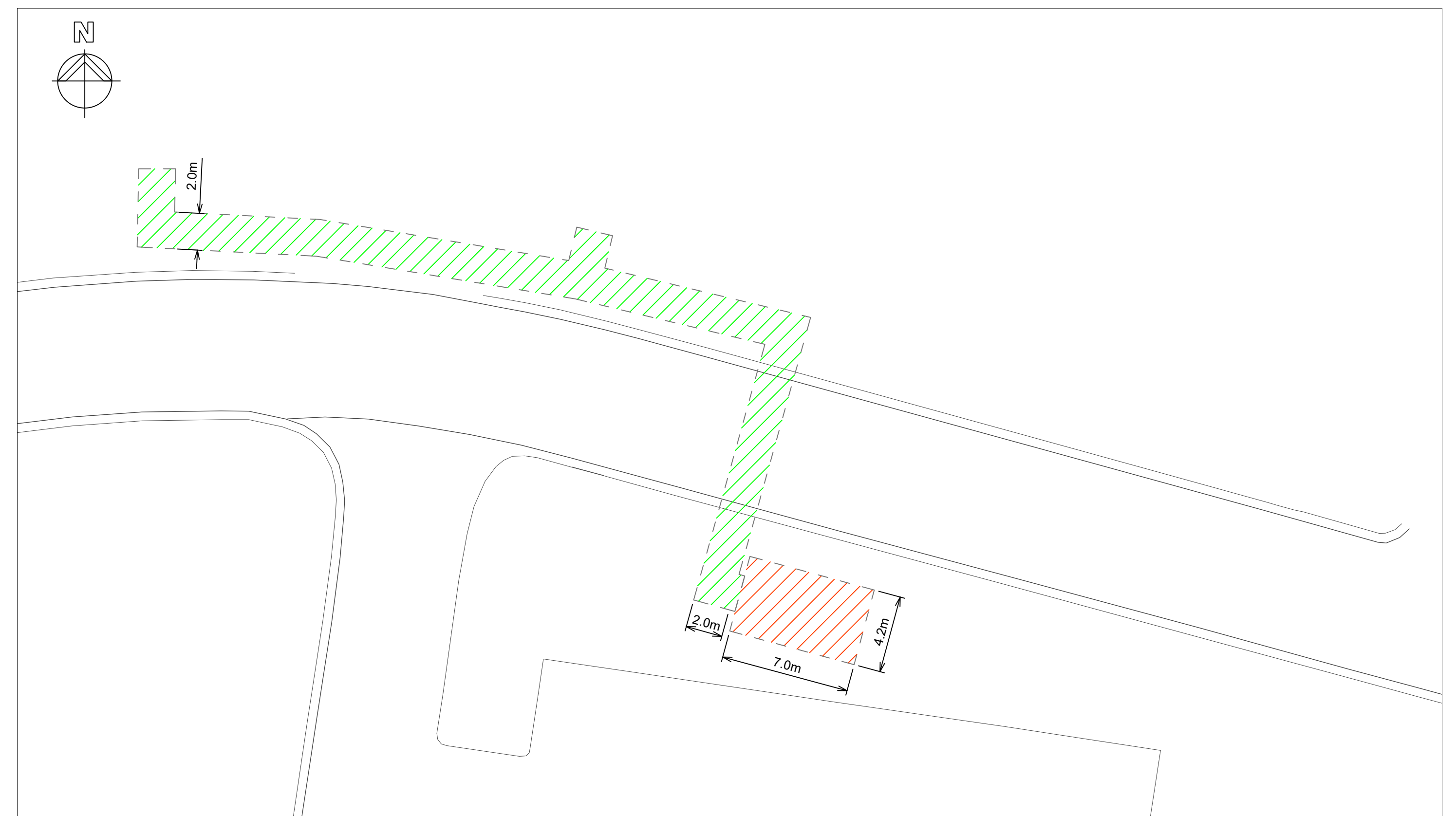
NOTE
THE VALUES GIVEN ABOVE ARE A GUIDE ONLY AND SHOW MINIMUM REQUIREMENTS AS TO THE EXTENT OF EARTHING REQUIRED. VARIATIONS IN GROUND AND ENVIRONMENTAL FACTORS AFTER THE EVENT CAN PRODUCE DEVIATIONS FROM THE INITIAL READING. ADDITIONAL EARTHING MAY THEREFORE BE REQUIRED TO COMPLY WITH THE REQUIREMENTS OF ESSENTIAL ENERGY'S STANDARDS.



THE TOP OF SUBSTATION PLINTH TO BE 600mm ABOVE THE 1:100 YEAR FLOOD LEVEL IN FLOOD PRONE AREA



SECTION A-Y



SUBSTATION EASEMENT PLAN
1:200 (ALL DIMENSIONS IN m)

EASEMENT LEGEND

- SUBSTATION EASEMENT
- 2m WIDE CABLE EASEMENT

EASEMENT NOTE:
IT IS ASSUMED THAT RIGHT OF WAY IS ALREADY IN PLACE DUE TO EXISTING ESSENTIAL ENERGY OVERHEAD HV FEEDER

AMENDMENTS	ORIGINAL	DATE	BY	REASON

DATE	BY	REASON

CERTIFIED BY ESSENTIAL ENERGY	
CERTIFICATION No.	
DATE CERTIFIED	
CERTIFIED BY	

WSP

Level 27
680 George Street
Sydney NSW 2000
GPO BOX 5394
Sydney NSW 2001 Australia

ASP REF/ACCREDITATION NO. - 5045

Telephone +61 2 9272 5100
Facsimile +61 2 9272 5101
Email: ASP3@wsp.com

NEW 750kVA PADMOUNTED SUBSTATION
TAMWORTH BASE HOSPITAL

31 DEAN ST
NORTH TAMWORTH

PROJECT COST No.	ECN-018585
SCALE	1:500
DRAWN BY	LESLIE WONG
DATE ISSUED	06/03/2023
CHECKED BY	PRAMOD PARAJULI
FEEDER No	OXY3B2
ZONE SUBSTATION	TAMWORTH
MAINTENANCE AREA	TAMWORTH

WSP

ECN-018585 A1

REVISION ISSUE A

SHEET 3 PLOT DATE 06/03/23